

PATENT COOPERATION TREATY

From the INTERNATIONAL SEARCHING AUTHORITY

PCT

NOTIFICATION OF TRANSMITTAL OF
THE INTERNATIONAL SEARCH REPORT
OR THE DECLARATION

(PCT Rule 44.1)

To
GOWLING, STRATHY & HENDERSON
Mr. Omar A. NASSIF et al.
Suite 4900
Commerce Court West
Toronto
Ontario
CANADA M5L 1J3


Date of mailing
(day/month/year) **28 AUG 2000**

Applicant's or agent's file reference
T8465619WO FOR FURTHER ACTION See paragraphs 1 and 4 below

International application No.
PCT/CA 00/00117 International filing date
(day/month/year) **10 February 2000**

Applicant
NORTRAN PHARMACEUTICALS INC. et al.

1. The applicant is hereby notified that the international search report has been established and is transmitted herewith.
Filing of amendments and statement under Article 19:
The applicant is entitled, if he so wishes, to amend the claims of the international application (see Rule 46):
- When? The time limit for filing such amendments is normally 2 months from the date of transmittal of the international search report; however, for more details, see the notes on the accompanying sheet.
- Where? To the International Bureau of WIPO
34, chemin des Colombettes
1211 Geneva 20, Switzerland
Facsimile No.: (41-22) 740.14.35
- For more detailed instructions, see the notes on the accompanying sheet.
2. The applicant is hereby notified that no international search report will be established and that the declaration under Article 17(2)(a) to that effect is transmitted herewith.
3. With regard to the protest against payment of (an) additional fee(s) under Rule 40.2, the applicant is notified that:
- the protest together with the decision thereon has been transmitted to the International Bureau together with the applicant's request to forward the texts of both the protest and the decision thereon to the designated Offices.
- no decision has been made yet on the protest; the applicant will be notified as soon as a decision is made.
4. Further action(s): The applicant is reminded of the following:
- Shortly after 18 months from the priority date, the international application will be published by the International Bureau. If the applicant wishes to avoid or postpone publication, a notice of withdrawal of the international application, or of the priority claim, must reach the International Bureau as provided in Rules 90bis.1 and 90bis.3, respectively, before the completion of the technical preparations for international publication.
- Within 19 months from the priority date, a demand for international preliminary examination must be filed if the applicant wishes to postpone the entry into the national phase until 30 months from the priority date (in some Offices even later).
- Within 20 months from the priority date, the applicant must perform the prescribed acts for entry into the national phase before all designated Offices which have not been elected within 19 months from the priority date or could not be elected because they are not bound by Chapter II.

<p>Name and mailing address of the International Searching Authority</p>  <p>European Patent Office, P.B. 5818 Patentlaan 2 NL-2280 HV Rijswijk Tel. (+31-70) 340-2040, Tx. 31 651 epo nl, Fax: (+31-70) 340-3016</p>	<p>Authorized officer</p> <p>M. Peels Tel: (370) 340 34 20 The Hague</p>
--	--

NOTES TO FORM PCT/ISA/220

These notes are intended to give the basic instructions concerning the filing of amendments under Article 19. The Notes are based on the requirements of the Patent Cooperation Treaty and of the Regulations and the Administrative Instructions under that Treaty. In case of discrepancy between these Notes and those requirements, the latter are applicable. For more detailed information, see also the PCT Applicant's Guide, a publication of WIPO.

In these notes, "Article", "Rule", and "Section" refer to the provisions of the PCT, the PCT Regulations and the PCT Administrative Instructions respectively.

INSTRUCTIONS CONCERNING AMENDMENTS UNDER ARTICLE 19

The applicant has, after having received the international search report, one opportunity to amend the claims of the international application. It should however be emphasized that, since all parts of the international application (claims, description and drawings) may be amended during the international preliminary examination procedure, there is usually no need to file amendments of the claims under Article 19 except where, e.g. the applicant wants the latter to be published for the purposes of provisional protection or has another reason for amending the claims before international publication. Furthermore, it should be emphasized that provisional protection is available in some States only.

What parts of the international application may be amended?

The claims only.

The description and the drawings may only be amended during international preliminary examination under Chapter II.

When?

Within 2 months from the date of transmittal of the international search report or 16 months from the priority date, whichever time limit expires later. It should be noted, however, that the amendments will be considered as having been received on time if they are received by the International Bureau after the expiration of the applicable time limit but before the completion of the technical preparations for international publication (Rule 46.1).

Where not to file the amendments?

The amendments may only be filed with the International Bureau and not with the receiving Office or the International Searching Authority (Rule 46.2).

Where a demand for international preliminary examination has been/is filed, see below.

How?

Either by cancelling one or more entire claims, by adding one or more new claims or by amending the text of one or more of the claims as filed.

A replacement sheet must be submitted for each sheet of the claims which, on account of an amendment or amendments, differs from the sheet originally filed.

All the claims appearing on a replacement sheet must be numbered in Arabic numerals. Where a claim is cancelled, no renumbering of the other claims is required. In all cases where claims are renumbered, they must be renumbered consecutively (Administrative Instructions, Section 205(b)).

What documents must/may accompany the amendments?

Letter (Section 205(b)).

The amendments must be submitted with a letter.

The letter will not be published with the international application and the amended claims. It should not be confounded with the "Statement under Article 19(1)" (see below, under "Statement under Article 19(1)").

The letter must indicate the differences between the claims as filed and the claims as amended. It must, in particular, indicate, in connection with each claim appearing in the international application (it being understood that identical indications concerning several claims may be grouped), whether

- (i) the claim is unchanged,
- (ii) the claim is cancelled,
- (iii) the claim is new,
- (iv) the claim replaces one or more claims as filed,
- (v) the claim is the result of the division of a claim as filed.

NOTES TO FORM PCT/ISA/220 (continued)

The following examples illustrate the manner in which amendments must be explained in the accompanying letter:

1. [Where originally there were 48 claims and after amendment of some claims there are 51]:
"Claims 1 to 29, 31, 32, 34, 35, 37 to 48 replaced by amended claims bearing the same numbers; Claims 30, 33 and 36 unchanged; new claims 49 to 51 added."
2. [Where originally there were 15 claims and after amendment of all claims there are 11]:
"Claims 1 to 15 replaced by amended claims 1 to 11."
3. [Where originally there were 14 claims and the amendments consist in cancelling some claims and in adding new claims]:
"Claims 1 to 6 and 14 unchanged; claims 7 to 13 cancelled; new claims 15, 16 and 17 added." or
"Claims 7 to 13 cancelled; new claims 15, 16 and 17 added; all other claims unchanged."
4. [Where various kinds of amendments are made]:
"Claims 1-10 unchanged; claims 11 TO 13, 18 and 19 cancelled; claims 14, 15 and 16 replaced by amended claim 14; claim 17 subdivided into amended claims 15, 16 and 17; new claims 20 and 21 added."

"Statement under article 19(1)" (Rule 46.4)

The amendments may be accompanied by a statement explaining the amendments and indicating any impact that such amendments might have on the description and the drawings which cannot be amended under Article 19(1).

The statement will be published with the international application and the amended claims.

The statement should be brief, it should not exceed 500 words if in English or if translated into English.

It should not be confounded with and does not replace the letter indicating the differences between the claims as filed and as amended. It must be filed on a separate sheet and must be identified as such by a heading, preferably by using the words "Statement under Article 19(1)."

It should not contain any disparaging comments on the international search report or the relevance of citations contained in that report. Reference to citations, relevant to a given claim, contained in the international search report may be made only in connection with an amendment of that claim.

In what language?

The amendments must be made in the language in which the international application is published. The letter and any statement accompanying the amendments must be in the same language as the international application if that language is English or French; otherwise, it must be in English or French, at the choice of the applicant.

Consequence if a demand for international preliminary examination has already been filed?

If, at the time of filing any amendments under Article 19, a demand for international preliminary examination has already been submitted, the applicant must preferably, at the same time of filing the amendments with the International Bureau, also file a copy of such amendments with the International Preliminary Examining Authority (see Rule 62.2(a), first sentence).

Consequence with regard to translation of the international application for entry into the national phase?

The applicant's attention is drawn to the fact that, where upon entry into the national phase, a translation of the claims as amended under Article 19 may have to be furnished to the designated/elected Offices, instead of, or in addition to, the translation of the claims as filed.

For further details on the requirements of each designated/elected Office, see Volume II of the PCT Applicant's Guide

PATENT COOPERATION TREATY

PCT

INTERNATIONAL SEARCH REPORT

(PCT Article 18 and Rules 43 and 44)

Applicant's or agent's file reference T8465619WO	FOR FURTHER ACTION see Notification of Transmittal of International Search Report (Form PCT/ISA/220) as well as, where applicable, item 5 below	
International application No. PCT/CA 00/00117	International filing date (day/month/year) 10 February 2000	(PCT) Priority Date (day/month/year) 12 February 1999
Applicant NORTRAN PHARMACEUTICALS INC. et al.		

This international search report has been prepared by this International Searching Authority and is transmitted to the applicant according to Article 18. A copy is being transmitted to the International Bureau.

This international search report consists of a total of 4 sheets.

It is also accompanied by a copy of each prior art document cited in this report.

1. Certain claims were found unsearchable (see Box I). see Remark!
2. Unity of invention is lacking (see Box II).
3. The international application contains disclosure of a nucleotide and/or amino acid sequence listing and the international search was carried out on the basis of the sequence listing.
 - filed with the international application.
 - furnished by the applicant separately from the international application.
 - but not accompanied by a statement to the effect that it did not include matter going beyond the disclosure in the international application as filed.
 - Transcribed by this Authority
4. With regard to the title, the text is approved as submitted by the applicant.
 - the text has been established by this Authority to read as follows.
5. With regard to the abstract,
 - the text is approved as submitted by the applicant.
 - the text has been established, according to Rule 38.2(b), by this Authority as it appears in Box III. The applicant may, within one month from the date of mailing of this international search report, submit comments to this Authority.
6. The figure of the drawings to be published with the abstract is:
 - Figure No. _____ as suggested by the applicant. None of the figures
 - because the applicant failed to suggest a figure
 - because this figure better characterizes the invention

INTERNATIONAL SEARCH REPORT

International application No.

PCT/CA 00/00117

Box I Observations where certain claims were found unsearchable (Continuation of item 1 of first sheet)

This international search report has not been established in respect of certain claims under Article 17(2)(a) for the following reasons.

1. Claims Nos.: 9, 11, 13, 15, 17, 19, 21, 23, 25, 27, 29, 31, 33, 35, 37, 39, 41, 43, 45, 47, 49, 51, 53, 55, 57, 59, 61, 63, 65, 67, 69, 71, 73, 75, 77, 79, 81, 83 and 85.
because they relate to subject matter not required to be searched by this Authority, namely:

Remark: Although above cited claims are directed to a method for treatment of the human or animal body by therapy (see Rule 39.1(iv) PCT) the search report has been carried out and based on the alleged effects of the compound/composition.

2. Claims Nos.:
because they relate to parts of the international application that do not comply with the prescribed requirements to such an extent that no meaningful international search can be carried out, specifically:

3. Claims Nos.:
because they are dependent claims and are not drafted in accordance with the second and third sentences of Rule 6.4(a).

Box II Observations where unity of invention is lacking (Continuation of item 2 of first sheet)

This International Searching Authority found multiple inventions in this international application, as follows:

1. As all required additional search fees were timely paid by the applicant, this international search report covers all searchable claims.
2. As all searchable claims could be searched without effort justifying an additional fee, this Authority did not invite payment of any additional fee.
3. As only some of the required additional search fees were timely paid by the applicant, this international search report covers only those claims for which fees were paid, specifically claims Nos.:
4. No required additional search fees were timely paid by the applicant. Consequently, this international search report is restricted to the invention first mentioned in the claims; it is covered by claims Nos.:

Remark on Protest

The additional search fees were accompanied by the applicant's protest.

No protest accompanied the payment of additional search fees.

PATENT COOPERATION TREATY

PCT

NOTIFICATION OF ELECTION

(PCT Rule 61.2)

From the INTERNATIONAL BUREAU

To:

Commissioner
 US Department of Commerce
 United States Patent and Trademark
 Office, PCT
 2011 South Clark Place Room
 CP2/5C24
 Arlington, VA 22202
 ETATS-UNIS D'AMERIQUE
 in its capacity as elected Office

Date of mailing (day/month/year) 03 November 2000 (03.11.00)	Applicant's or agent's file reference T8465619WO
International application No. PCT/CA00/00117	Priority date (day/month/year) 12 February 1999 (12.02.99)
International filing date (day/month/year) 10 February 2000 (10.02.00)	
Applicant BEATCH, Gregory, N. et al	

1. The designated Office is hereby notified of its election made:

in the demand filed with the International Preliminary Examining Authority on:

 12 September 2000 (12.09.00)

in a notice effecting later election filed with the International Bureau on:

2. The election was
 was not

made before the expiration of 19 months from the priority date or, where Rule 32 applies, within the time limit under Rule 32.2(b).

The International Bureau of WIPO 34, chemin des Colombettes 1211 Geneva 20, Switzerland	Authorized officer Manu Berrod
Facsimile No.: (41-22) 740.14.35	Telephone No.: (41-22) 338.83.38



INTERNATIONAL APPLICATION PUBLISHED UNDER THE PATENT COOPERATION TREATY (PCT)

(51) International Patent Classification ⁷ : C07C 217/00	A2	(11) International Publication Number: WO 00/47547
		(43) International Publication Date: 17 August 2000 (17.08.00)

(21) International Application Number: PCT/CA00/00117

(22) International Filing Date: 10 February 2000 (10.02.00)

(30) Priority Data:
60/119,887 12 February 1999 (12.02.99) US

(71) Applicant (for all designated States except US): NORTRAN PHARMACEUTICALS INC. [CA/CA]; 3650 Westbrook Mall, Vancouver, British Columbia V6S 2L2 (CA).

(72) Inventors; and

(75) Inventors/Applicants (for US only): BEATCH, Gregory, N. [CA/CA]; 3393 West 27th Avenue, Vancouver, British Columbia V6S 1P5 (CA). PLOUVIER, Bertrand, M., C. [CA/CA]; #218 - 3760 West 10th Avenue, Vancouver, British Columbia V6R 2G4 (CA). WALKER, Michael, J., A. [CA/CA]; 5176 Connaught Drive, Vancouver, British Columbia V6M 3G3 (CA). WALL, Richard, A. [CA/CA]; 3181 West 24th Avenue, Vancouver, British Columbia V6L 1R7 (CA). ZOLOTROY, Alexander, B. [IL/CA]; 8591 Blundell Road #21, Richmond, British Columbia V6Y 1K2 (CA).

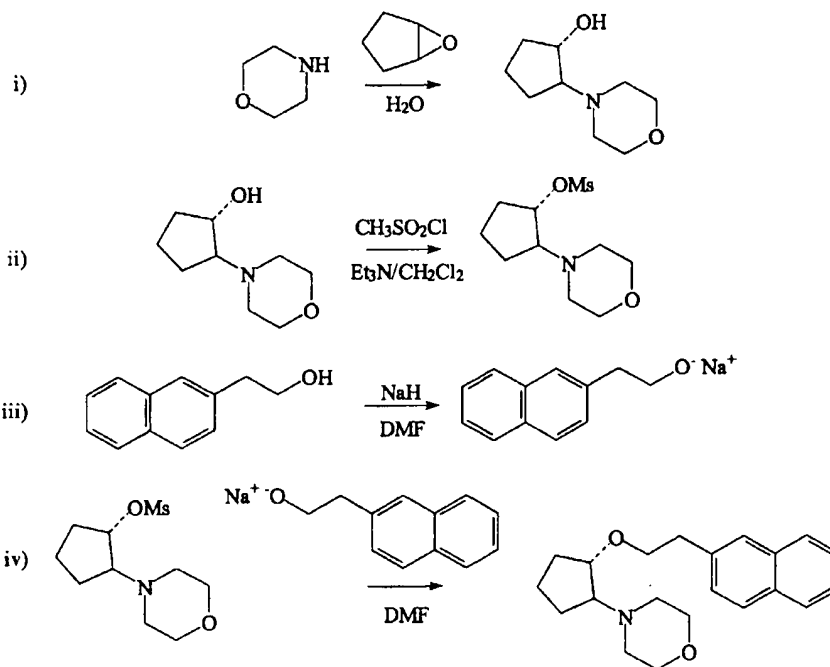
(74) Agents: NASSIF, Omar, A. et al.; Gowling Lafleur Henderson LLP, Suite 4900, Commerce Court West, Toronto, Ontario M5L 1J3 (CA).

(81) Designated States: AE, AL, AM, AT, AU, AZ, BA, BB, BG, BR, BY, CA, CH, CN, CR, CU, CZ, DE, DK, DM, EE, ES, FI, GB, GD, GE, GH, GM, HR, HU, ID, IL, IN, IS, JP, KE, KG, KP, KR, KZ, LC, LK, LR, LS, LT, LU, LV, MA, MD, MG, MK, MN, MW, MX, NO, NZ, PL, PT, RO, RU, SD, SE, SG, SI, SK, SL, TJ, TM, TR, TT, TZ, UA, UG, US, UZ, VN, YU, ZA, ZW, ARIPO patent (GH, GM, KE, LS, MW, SD, SL, SZ, TZ, UG, ZW), Eurasian patent (AM, AZ, BY, KG, KZ, MD, RU, TJ, TM), European patent (AT, BE, CH, CY, DE, DK, ES, FI, FR, GB, GR, IE, IT, LU, MC, NL, PT, SE), OAPI patent (BF, BJ, CF, CG, CI, CM, GA, GN, GW, ML, MR, NE, SN, TD, TG).

Published

Without international search report and to be republished upon receipt of that report.

(54) Title: CYCLOALKYL AMINE COMPOUNDS AND USES THEREOF



(57) Abstract

Aminocycloalkyl compounds are disclosed. The compounds of the present invention may be incorporated in compositions and kits. The present invention also discloses a variety of *in vitro* and *in vivo* uses for the compounds and compositions, including the treatment of arrhythmia and the production of local analgesia and anesthesia.

FOR THE PURPOSES OF INFORMATION ONLY

Codes used to identify States party to the PCT on the front pages of pamphlets publishing international applications under the PCT.

AL	Albania	ES	Spain	LS	Lesotho	SI	Slovenia
AM	Armenia	FI	Finland	LT	Lithuania	SK	Slovakia
AT	Austria	FR	France	LU	Luxembourg	SN	Senegal
AU	Australia	GA	Gabon	LV	Larvia	SZ	Swaziland
AZ	Azerbaijan	GB	United Kingdom	MC	Monaco	TD	Chad
BA	Bosnia and Herzegovina	GE	Georgia	MD	Republic of Moldova	TG	Togo
BB	Barbados	GH	Ghana	MG	Madagascar	TJ	Tajikistan
BE	Belgium	GN	Guinea	MK	The former Yugoslav *	TM	Turkmenistan
BF	Burkina Faso	GR	Greece		Republic of Macedonia	TR	Turkey
BG	Bulgaria	HU	Hungary	ML	Mali	TT	Trinidad and Tobago
BJ	Benin	IE	Ireland	MN	Mongolia	UA	Ukraine
BR	Brazil	IL	Israel	MR	Mauritania	UG	Uganda
BY	Belarus	IS	Iceland	MW	Malawi	US	United States of America
CA	Canada	IT	Italy	MX	Mexico	UZ	Uzbekistan
CF	Central African Republic	JP	Japan	NE	Niger	VN	Viet Nam
CG	Congo	KE	Kenya	NL	Netherlands	YU	Yugoslavia
CH	Switzerland	KG	Kyrgyzstan	NO	Norway	ZW	Zimbabwe
CI	Côte d'Ivoire	KP	Democratic People's	NZ	New Zealand		
CM	Cameroon		Republic of Korea	PL	Poland		
CN	China	KR	Republic of Korea	PT	Portugal		
CU	Cuba	KZ	Kazakstan	RO	Romania		
CZ	Czech Republic	LC	Saint Lucia	RU	Russian Federation		
DE	Germany	LI	Liechtenstein	SD	Sudan		
DK	Denmark	LK	Sri Lanka	SE	Sweden		
EE	Estonia	LR	Liberia	SG	Singapore		

CYCLOALKYL AMINE COMPOUNDS AND USES THEREOF

TECHNICAL FIELD

The present invention is generally directed toward cycloalkyl amine compounds such as aminocycloalkyl ether compounds and aminocycloalkyl ester compounds, pharmaceutical compositions and kits containing the cycloalkyl amine compounds, and therapeutic uses thereof.

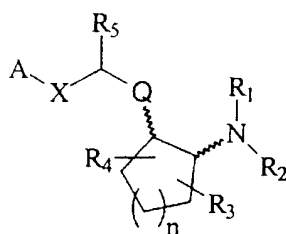
BACKGROUND OF THE INVENTION

Arrhythmia is a variation from the normal rhythm of the heart beat. The major cause of fatalities due to cardiac arrhythmias is the subtype of arrhythmias known as ventricular fibrillation. Conservative estimates indicate that, in the U.S. alone, approximately 300,000 individuals per year suffer heart attacks. Approximately half of these die from sudden cardiac death, the major cause of which is ventricular fibrillation.

Antiarrhythmic agents have been developed to prevent or alleviate cardiac arrhythmia. For example, Class I antiarrhythmic compounds have been used to treat supraventricular arrhythmias and ventricular arrhythmias. Treatment of ventricular arrhythmia is very important since such an arrhythmia, especially ventricular fibrillation, can be fatal. Serious ventricular arrhythmias (ventricular tachycardia and ventricular fibrillation) occur most often in the presence of myocardial ischemia and/or infarction. Ventricular fibrillation often occurs in the setting of acute myocardial ischemia, before infarction fully develops. At present, lidocaine is the current drug of choice for prevention of ventricular fibrillation during acute ischemia. However, many Class I antiarrhythmic compounds may actually increase mortality in patients who have had a myocardial infarction. Therefore, there is a need in the art to identify new antiarrhythmic treatments, particularly treatments for ventricular arrhythmias (as discussed above), as well as for atrial arrhythmias, which are also lacking suitable medical treatment. The present invention fulfills this need, and further provides other related advantages.

SUMMARY OF THE INVENTION

In one embodiment, the present invention provides cycloalkyl amine compounds of formula (I), or a solvate or pharmaceutically acceptable salt thereof:



(I)

wherein, independently at each occurrence,

n is selected from 1, 3 and 4;

5 Q is either O (oxygen) or -O-C(O);

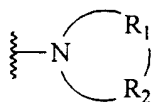
X is selected from a direct bond, -C(R₆,R₁₄)-Y- and -C(R₁₃)=CH-;

Y is selected from a direct bond, O, S and C₁-C₄alkylene;

R₁₃ is selected from hydrogen, C₁-C₆alkyl, C₃-C₈cycloalkyl, aryl and
benzyl;

10 R₁ and R₂ are independently selected from hydrogen, C₁-C₈alkyl,
C₃-C₈alkoxyalkyl, C₁-C₈hydroxyalkyl, and C₇-C₁₂aralkyl; or

R₁ and R₂, when taken together with the nitrogen atom to which they are
directly attached in formula (I), form a ring denoted by formula (II):



(II)

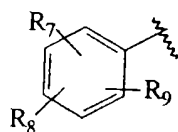
15 wherein the ring of formula (II) is formed from the nitrogen as shown as well as three to
nine additional ring atoms independently selected from carbon, nitrogen, oxygen, and
sulfur; where any two adjacent ring atoms may be joined together by single or double
bonds, and where any one or more of the additional carbon ring atoms may bear one or
20 two substituents selected from hydrogen, hydroxy, C₁-C₃hydroxyalkyl, oxo, C₂-C₄acyl,
C₁-C₃alkyl, C₂-C₄alkylcarboxy, C₁-C₃alkoxy, C₁-C₂₀alkanoyloxy, or may form a spiro
five- or six-membered heterocyclic ring containing one or two heteroatoms selected
from oxygen and sulfur; and any two adjacent additional carbon ring atoms may be
fused to a C₃-C₈carbocyclic ring, and any one or more of the additional nitrogen ring
25 atoms may bear substituents selected from hydrogen, C₁-C₆alkyl, C₂-C₄acyl,
C₂-C₄hydroxyalkyl and C₃-C₈alkoxyalkyl; or

R_1 and R_2 , when taken together with the nitrogen atom to which they are directly attached in formula (I), may form a bicyclic ring system selected from 3-azabicyclo[3.2.2]nonan-3-yl, 2-azabicyclo[2.2.2]octan-2-yl, 3-azabicyclo[3.1.0]hexan-3-yl and 3-azabicyclo[3.2.0]heptan-3-yl;

5 R_3 and R_4 are independently attached to the cycloalkyl ring shown in formula (I) at other than the 1 and 2 positions and are independently selected from hydrogen, hydroxy, C_1 - C_6 alkyl and C_1 - C_6 alkoxy, and, when both R_3 and R_4 are attached to the same cycloalkyl ring atom, may together form a spiro five- or six-membered heterocyclic ring containing one or two heteroatoms selected from oxygen and sulfur;

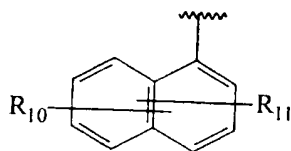
10 R_5 , R_6 and R_{14} are independently selected from hydrogen, C_1 - C_6 alkyl, aryl and benzyl, or R_6 and R_{14} , when taken together with the carbon to which they are attached, may form a spiro C_3 - C_5 cycloalkyl;

A is selected from C_5 - C_{12} alkyl, a C_3 - C_{13} carbocyclic ring, and ring systems selected from formulae (III), (IV), (V), (VI), (VII) and (VIII):



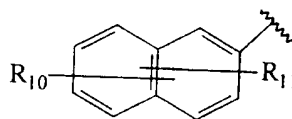
(III)

where R_7 , R_8 and R_9 are independently selected from bromine, chlorine, fluorine, carboxy, hydrogen, hydroxy, hydroxymethyl, methanesulfonamido, nitro, sulfamyl, trifluoromethyl, C_2 - C_7 alkanoyloxy, C_1 - C_6 alkyl, C_1 - C_6 alkoxy, C_2 - C_7 alkoxycarbonyl, C_1 - C_6 thioalkyl, aryl and $N(R_{15}, R_{16})$ where R_{15} and R_{16} are independently selected from
20 hydrogen, acetyl, methanesulfonyl and C_1 - C_6 alkyl;



(IV)

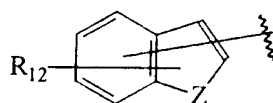
and



(V)

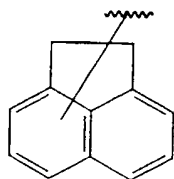
where R_{10} and R_{11} are independently selected from bromine, chlorine, fluorine, carboxy, hydrogen, hydroxy, hydroxymethyl, methanesulfonamido, nitro, sulfamyl, trifluoromethyl, C_2 - C_7 alkanoyloxy, C_1 - C_6 alkyl, C_1 - C_6 alkoxy, C_2 - C_7 alkoxycarbonyl,
25

C_1 - C_6 thioalkyl, and $N(R_{15},R_{16})$ where R_{15} and R_{16} are independently selected from hydrogen, acetyl, methanesulfonyl, and C_1 - C_6 alkyl;

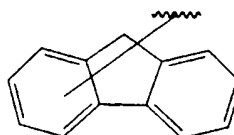


(VI)

- 5 where R_{12} is selected from bromine, chlorine, fluorine, carboxy, hydrogen, hydroxy, hydroxymethyl, methanesulfonamido, nitro, sulfamyl, trifluoromethyl, C_2 - C_7 alkanoyloxy, C_1 - C_6 alkyl, C_1 - C_6 alkoxy, C_2 - C_7 alkoxycarbonyl, C_1 - C_6 thioalkyl, and $N(R_{15},R_{16})$ where R_{15} and R_{16} are independently selected from hydrogen, acetyl, methanesulfonyl, and C_1 - C_6 alkyl; and Z is selected from CH, CH_2 , O, N and S, where Z
 10 may be directly bonded to "X" as shown in formula (I) when Z is CH or N, or Z may be directly bonded to R_{17} when Z is N, and R_{17} is selected from hydrogen, C_1 - C_6 alkyl, C_3 - C_8 cycloalkyl, aryl and benzyl;



(VII)



(VIII)

- 15 including isolated enantiomeric, diastereomeric and geometric isomers thereof, and mixtures thereof.

In other embodiments, the present invention provides a composition or medicament that includes a compound according to formula (I) in combination with a pharmaceutically acceptable carrier, diluent or excipient, and further provides a method
 20 for the manufacture of a composition or medicament that contains a compound according to formula (I).

In other embodiments, the present invention provides pharmaceutical compositions that contain at least one compound of formula (I) in an amount effective to treat a disease or condition in a warm-blooded animal suffering from or having the disease or condition. and/or prevent a disease or condition in a warm-blooded animal
 25 that would otherwise occur, and further contains at least one pharmaceutically acceptable carrier, diluent or excipient. The invention further provides for methods of

treating a disease or condition in a warm-blooded animal suffering from or having the disease or condition, and/or preventing a disease or condition from arising in a warm-blooded animal, wherein a therapeutically effective amount of a compound of formula (I), or a composition containing a compound of formula (I) is administered to a warm-blooded animal in need thereof. The diseases and conditions to which the compounds, compositions and methods of the present invention have applicability are as follows: arrhythmia, diseases of the central nervous system, convulsions, epileptic spasms, depression, anxiety, schizophrenia, Parkinson's disease, respiratory disorders, cystic fibrosis, asthma, cough, inflammation, arthritis, allergies, gastrointestinal disorders, urinary incontinence, irritable bowel syndrome, cardiovascular diseases, cerebral or myocardial ischemias, hypertension, long-QT syndrome, stroke, migraine, ophthalmic diseases, diabetes mellitus, myopathies, Becker's myotonia, myasthenia gravis, paramyotonia congenita, malignant hyperthermia, hyperkalemic periodic paralysis, Thomsen's myotonia, autoimmune disorders, graft rejection in organ transplantation or bone marrow transplantation, heart failure, hypotension, Alzheimer's disease or other mental disorder, and alopecia.

In another embodiment, the present invention provides a pharmaceutical composition containing an amount of a compound of formula (I) effective to produce local analgesia or anesthesia in a warm-blooded animal in need thereof, and a pharmaceutically acceptable carrier, diluent, or excipient. The invention further provides a method for producing, local analgesia or anesthesia in a warm-blooded animal which includes administering to a warm-blooded animal in need thereof an effective amount of a compound of formula (I) or a pharmaceutical composition containing a compound of formula (I). These compositions and methods may be used to relieve or forestall the sensation of pain in a warm-blooded animal.

In another embodiment, the present invention provides a pharmaceutical composition containing an amount of a compound of formula (I) effective to enhance the libido in a warm-blooded animal in need thereof, and a pharmaceutically acceptable carrier, diluent, or excipient. The invention further provides a method for enhancing libido in a warm-blooded animal which includes administering to a warm-blooded animal in need thereof an effective amount of a compound of formula (I) or a pharmaceutical composition containing a compound of formula (I). These compositions and methods may be used, for example, to treat a sexual dysfunction, *e.g.*, impotence in males, and/or to enhance the sexual desire of a patient without a sexual dysfunction. As another example, the therapeutically effective amount may be administered to a bull (or other breeding stock), to promote increased semen

ejaculation, where the ejaculated semen is collected and stored for use as it is needed to impregnate female cows in promotion of a breeding program.

In another embodiment, the present invention provides a compound of formula (I) or composition containing a compound of formula (I), for use in methods for either modulating ion channel activity in a warm-blooded animal or for modulating ion channel activity *in vitro*.

These and other embodiments of the present invention will become evident upon reference to the following drawings and detailed description.

BRIEF DESCRIPTION OF THE DRAWINGS

Figure 1 illustrates a reaction sequence further described in Example 1, for preparing an aminocycloalkyl ether compound of the present invention.

Figures 2A and 2B illustrate a reaction sequence further described in Example 2 for preparing an aminocycloalkyl ether compound of the present invention.

Figure 3 illustrates a procedure whereby either *cis*- or *trans*- compounds of the present invention may be prepared.

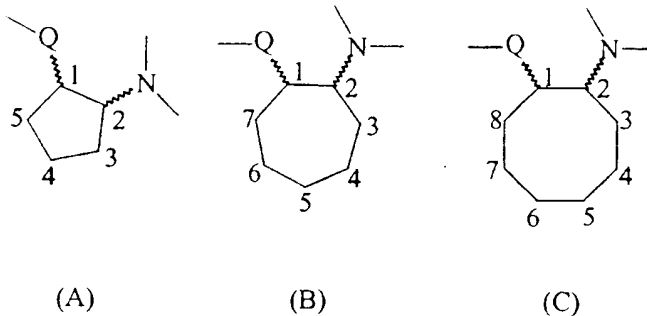
DETAILED DESCRIPTION OF THE INVENTION

As noted above, the present invention is directed to cycloalkyl amine compounds, pharmaceutical compositions containing the cycloalkyl amine compounds, and various uses for the compound and compositions. Such uses include blockage of ion channels *in vitro* or *in vivo*, the treatment of arrhythmias, the production of anesthesia, and other uses as described herein. An understanding of the present invention may be aided by reference to the following definitions and explanation of conventions used herein.

Definitions and Conventions

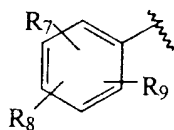
The compounds of the invention have either an ether oxygen atom (Q=O in formula (I)) or the non-carbonyl ester oxygen atom (Q=-O-C(O) in formula (I)) at position 1 of a cycloalkyl ring, and an amine nitrogen atom at position 2 of the cycloalkyl ring, where the cycloalkyl ring is either cyclopentyl, cycloheptyl or cyclooctyl, with other positions numbered in corresponding order as shown below in structure (A) for cyclopentane, structure (B) for cycloheptane, and structure (C) for cyclooctane:

7



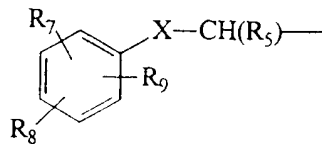
The bonds from the cycloalkyl ring to the 1-oxygen and 2-nitrogen atoms in the above formula may be relatively disposed in either a *cis* or *trans* relationship. In a preferred embodiment of the present invention, the stereochemistry of the amine and ether substituents of the cycloalkyl ring is either (R,R)-*trans* or (S,S)-*trans*. In another preferred embodiment the stereochemistry is either (R,S)-*cis* or (S,R)-*cis*.

In the formulae depicted herein, a bond to a substituent and/or a bond that links a molecular fragment to the remainder of a compound may be shown as intersecting one or more bonds in a ring structure. This indicates that the bond may be attached to any one of the atoms that constitutes the ring structure, so long as a hydrogen atom could otherwise be present at that atom. Where no particular substituent(s) is identified for a particular position in a structure, then hydrogen(s) is present at that position. For example, compounds of the invention containing the A-X-CH(R₅)- group where A equals formula (III)



(III)

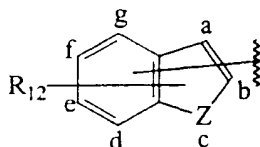
are intended to encompass compounds having the group (D):



(D)

where the group (D) is intended to encompass groups wherein any ring atom that could otherwise be substituted with hydrogen, may instead be substituted with either R_7 , R_8 or R_9 , with the proviso that each of R_7 , R_8 and R_9 appears once and only once on the ring. Ring atoms that are not substituted with any of R_7 , R_8 or R_9 are substituted with hydrogen. In those instances where the invention specifies that a non-aromatic ring is substituted with more than one R group, and those R groups are shown connected to the non-aromatic ring with bonds that bisect ring bonds, then the R groups may be present at different atoms of the ring, or on the same atom of the ring, so long as that atom could otherwise be substituted with a hydrogen atom.

Likewise, where the invention specifies compounds containing the $A-X-CH(R_5)-$ group where A equals the aryl group (VI)



(VI)

the invention is intended to encompass compounds wherein $-X-CH(R_5)-$ is joined through X to the aryl group (VI) at any atom which forms the aryl group (VI) so long as that atom of group (VI) could otherwise be substituted with a hydrogen atom. Thus, there are seven positions (identified with the letters "a" through "g") in structure (VI) where the $-X-CH(R_5)-$ group could be attached, and it is attached at one of those seven positions. The R_{12} group would occupy one and only one of the remaining six positions, and hydrogen atoms would be present in each of the five remaining positions. It is to be understood that when Z represents a divalent atom, *e.g.*, oxygen or sulfur, then Z cannot be directly bonded to $-X-CH(R_5)-$.

When the invention specifies the location of an asymmetric divalent radical, then that divalent radical may be positioned in any possible manner that provides a stable chemical structure. For example, for compounds containing the $A-X-CH(R_5)-$ group where X is $C(R_{14}, R_6)-Y-$, the invention provides compounds having both the $A-C(R_{14}, R_6)-Y-CH(R_5)-$ and $A-Y-C(R_{14}, R_6)-CH(R_5)-$ groups.

A wavy bond from a substituent to the central cycloalkyl ring indicates that that group may be located on either side of the plane of the central ring.

The compounds of the present invention contain at least two asymmetric carbon atoms and thus exist as enantiomers and diastereomers. Unless otherwise noted,

the present invention includes all enantiomeric and diastereomeric forms of the aminocycloalkyl ether compounds of the invention. Pure stereoisomers, mixtures of enantiomers and/or diastereomers, and mixtures of different compounds of the invention are included within the present invention. Thus, compounds of the present invention may occur as racemates, racemic mixtures and as individual diastereomers, or enantiomers with all isomeric forms being included in the present invention. A racemate or racemic mixture does not imply a 50:50 mixture of stereoisomers.

The phrase "independently at each occurrence" is intended to mean (i) when any variable occurs more than one time in a compound of the invention, the definition of that variable at each occurrence is independent of its definition at every other occurrence; and (ii) the identity of any one of two different variables (*e.g.*, R_1 within the set R_1 and R_2) is selected without regard the identity of the other member of the set. However, combinations of substituents and/or variables are permissible only if such combinations result in stable compounds.

In accordance with the present invention and as used herein, the following terms are defined to have following meanings, unless explicitly stated otherwise:

"Acid addition salts" refers to those salts which retain the biological effectiveness and properties of the free bases and which are not biologically or otherwise undesirable, formed with inorganic acids such as hydrochloric acid, hydrobromic acid, sulfuric acid, nitric acid, phosphoric acid and the like, or organic acids such as acetic acid, propionic acid, glycolic acid, pyruvic acid, oxalic acid, maleic acid, malonic acid, succinic acid, fumaric acid, tartaric acid, citric acid, benzoic acid, cinnamic acid, mandelic acid, methanesulfonic acid, ethanesulfonic acid, *p*-toluenesulfonic acid, salicylic acid and the like.

"Acyl" refers to branched or unbranched hydrocarbon fragments terminated by a carbonyl $-(C=O)-$ group containing the specified number of carbon atoms. Examples include acetyl [$CH_3C(O)-$, a C_2 acyl] and propionyl [$CH_3CH_2C(O)-$, a C_3 acyl].

"Alkanoyloxy" refers to an ester substituent wherein the non-carbonyl oxygen is the point of attachment to the molecule. Examples include propanoyloxy [$(CH_3CH_2C(O)-O-$, a C_3 alkanoyloxy] and ethanoyloxy [$CH_3C(O)-O-$, a C_2 alkanoyloxy].

"Alkoxy" refers to an O-atom substituted by an alkyl group, for example, methoxy [$-OCH_3$, a C_1 alkoxy].

"Alkoxyalkyl" refers to an alkylene group substituted with an alkoxy group. For example, methoxyethyl [$\text{CH}_3\text{OCH}_2\text{CH}_2-$] and ethoxymethyl ($\text{CH}_3\text{CH}_2\text{OCH}_2-$) are both C_3 alkoxyalkyl groups.

"Alkoxy carbonyl" refers to an ester substituent wherein the carbonyl carbon is the point of attachment to the molecule. Examples include ethoxycarbonyl [$\text{CH}_3\text{CH}_2\text{OC(O)-}$, a C_3 alkoxy carbonyl] and methoxycarbonyl [$\text{CH}_3\text{OC(O)-}$, a C_2 alkoxy carbonyl].

"Alkyl" refers to a branched or unbranched hydrocarbon fragment containing the specified number of carbon atoms and having one point of attachment. Examples include *n*-propyl (a C_3 alkyl), *iso*-propyl (also a C_3 alkyl), and *t*-butyl (a C_4 alkyl).

"Alkylene" refers to a divalent radical which is a branched or unbranched hydrocarbon fragment containing the specified number of carbon atoms, and having two points of attachment. An example is propylene [$-\text{CH}_2\text{CH}_2\text{CH}_2-$, a C_3 alkylene].

"Alkylcarboxy" refers to a branched or unbranched hydrocarbon fragment terminated by a carboxylic acid group [$-\text{COOH}$]. Examples include carboxymethyl [$\text{HOOC}-\text{CH}_2-$, a C_2 alkylcarboxy] and carboxyethyl [$\text{HOOC}-\text{CH}_2\text{CH}_2-$, a C_3 alkylcarboxy].

"Aryl" refers to aromatic groups which have at least one ring having a conjugated pi electron system and includes carbocyclic aryl, heterocyclic aryl (also known as heteroaryl groups) and biaryl groups, all of which may be optionally substituted. Carbocyclic aryl groups are generally preferred in the compounds of the present invention, where phenyl and naphthyl groups are preferred carbocyclic aryl groups.

"Aralkyl" refers to an alkylene group wherein one of the points of attachment is to an aryl group. An example of an aralkyl group is the benzyl group [$\text{C}_6\text{H}_5\text{CH}_2-$, a C_7 aralkyl group].

"Cycloalkyl" refers to a ring, which may be saturated or unsaturated and monocyclic, bicyclic, or tricyclic formed entirely from carbon atoms. An example of a cycloalkyl group is the cyclopentenyl group (C_5H_7-), which is a five carbon (C_5) unsaturated cycloalkyl group.

"Carbocyclic" refers to a ring which may be either an aryl ring or a cycloalkyl ring, both as defined above.

"Carbocyclic aryl" refers to aromatic groups wherein the atoms which form the aromatic ring are carbon atoms. Carbocyclic aryl groups include monocyclic

carbocyclic aryl groups such as phenyl, and bicyclic carbocyclic aryl groups such as naphthyl, all of which may be optionally substituted.

“Heteroatom” refers to a non-carbon atom, where boron, nitrogen, oxygen, sulfur and phosphorus are preferred heteroatoms, with nitrogen, oxygen and sulfur being particularly preferred heteroatoms in the compounds of the present invention.

“Heteroaryl” refers to aryl groups having from 1 to 9 carbon atoms and the remainder of the atoms are heteroatoms, and includes those heterocyclic systems described in “Handbook of Chemistry and Physics,” 49th edition, 1968, R.C. Weast, editor; The Chemical Rubber Co., Cleveland, OH. See particularly Section C, Rules for Naming Organic Compounds, B. Fundamental Heterocyclic Systems. Suitable heteroaryls include furanyl, thienyl, pyridyl, pyrrolyl, pyrimidyl, pyrazinyl, imidazolyl, and the like.

“Hydroxyalkyl” refers to a branched or unbranched hydrocarbon fragment bearing an hydroxy (-OH) group. Examples include hydroxymethyl (-CH₂OH, a C₁hydroxyalkyl) and 1-hydroxyethyl (-CHOHCH₃, a C₂hydroxyalkyl).

“Thioalkyl” refers to a sulfur atom substituted by an alkyl group, for example thiomethyl (CH₃S-, a C₁thioalkyl).

“Modulating” in connection with the activity of an ion channel means that the activity of the ion channel may be either increased or decreased in response to administration of a compound or composition or method of the present invention. Thus, the ion channel may be activated, so as to transport more ions, or may be deactivated or blocked, so that fewer or no ions, respectively, are transported by the channel.

“Pharmaceutically acceptable carriers” for therapeutic use are well known in the pharmaceutical art, and are described, for example, in *Remingtons Pharmaceutical Sciences*, Mack Publishing Co. (A.R. Gennaro edit. 1985). For example, sterile saline and phosphate-buffered saline at physiological pH may be used. Preservatives, stabilizers, dyes and even flavoring agents may be provided in the pharmaceutical composition. For example, sodium benzoate, sorbic acid and esters of *p*-hydroxybenzoic acid may be added as preservatives. *Id.* at 1449. In addition, antioxidants and suspending agents may be used. *Id.*

“Pharmaceutically acceptable salt” refers to salts of the compounds of the present invention derived from the combination of such compounds and an organic or inorganic acid (acid addition salts) or an organic or inorganic base (base addition salts). The compounds of the present invention may be used in either the free base or

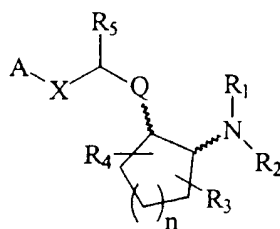
salt forms, with both forms being considered as being within the scope of the present invention.

The "therapeutically effective amount" of a compound of the present invention will depend on the route of administration, the type of warm-blooded animal being treated, and the physical characteristics of the specific warm-blooded animal under consideration. These factors and their relationship to determining this amount are well known to skilled practitioners in the medical arts. This amount and the method of administration can be tailored to achieve optimal efficacy but will depend on such factors as weight, diet, concurrent medication and other factors which those skilled in the medical arts will recognize.

Compositions described herein as "containing a compound of formula (I)" encompass compositions that contain more than one compound of formula (I).

Compounds of the Present Invention

The compounds of the present invention are amines which may be represented by formula (I):



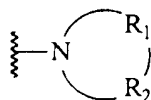
(I)

Compounds of formula (I) are cycloalkylamines such as aminocycloalkyl ethers and aminocycloalkyl esters. More specifically, these aminocycloalkyl ethers and aminocycloalkyl esters are substituted at position 2 of a cycloalkyl ring with an amine group -NR₁R₂. The C-1 position is either an ether (Q=O in formula (I)) or an ester function (Q=-O-C(O) in formula (I)). The cycloalkyl ring may also be substituted with additional substituents (designated as R₃ and R₄) as described in more detail below. In formula (I), n is selected from 1, 3 and 4, and represents a number of carbon atoms such that when n equals 1, the ring shown in Formula (I) is a substituted cyclopentane (*i.e.*, a cyclopentyl group), when n equals 3, the ring shown in Formula (I) is a substituted cycloheptane (*i.e.*, a cycloheptyl group), and when n equals 4, the ring shown in

Formula (I) is a substituted cyclooctane (*i.e.*, a cyclooctyl group). Examples of specific embodiments of compounds represented by formula (I) are described below

Depending upon the selection of substituents R_1 and R_2 , the compounds of formula (I) may be primary, secondary, or tertiary amines (*i.e.*, both R_1 and R_2 are hydrogen, only one of R_1 and R_2 is hydrogen, or neither of R_1 and R_2 are hydrogen, respectively). Where the amine is tertiary, it may be a cyclic amine. Amine substituents R_1 and R_2 may be independently selected from substituents which include hydrogen, alkyl groups containing from one to eight carbon atoms (*i.e.*, C_1 - C_8 alkyl), alkoxyalkyl groups containing from three to eight carbon atoms (*i.e.*, C_3 - C_8 alkoxyalkyl), alkyl groups containing from one to eight carbon atoms where one of the carbon atoms is substituted with a hydroxyl group (*i.e.*, C_1 - C_8 hydroxyalkyl), and aralkyl groups containing from seven to twelve carbon atoms (*i.e.*, C_7 - C_{12} aralkyl).

Alternatively, R_1 and R_2 , when taken together with the nitrogen atom to which they are directly attached in formula (I), may form a ring denoted by formula (II):



(II)

wherein the ring of formula (II) is formed from the nitrogen as shown as well as three to nine additional ring atoms independently selected from carbon, nitrogen, oxygen, and sulfur; where any two adjacent ring atoms may be joined together by single or double bonds, and where any one or more of the additional carbon ring atoms may be substituted with one or two substituents selected from hydrogen, hydroxy, C_1 - C_3 hydroxyalkyl, oxo, C_2 - C_4 acyl, C_1 - C_3 alkyl, C_2 - C_4 alkylcarboxy, C_1 - C_3 alkoxy, C_1 - C_{20} alkanoyloxy, or may be substituted to form a spiro five- or six-membered heterocyclic ring containing one or two heteroatoms selected from oxygen and sulfur (*e.g.*, an acetal, thioacetal, ketal, or thioketal group); and any two adjacent additional carbon ring atoms may be fused to a C_3 - C_8 carbocyclic ring, and any one or more of the additional nitrogen ring atoms may be substituted with substituents selected from hydrogen, C_1 - C_6 alkyl, C_2 - C_4 acyl, C_2 - C_4 hydroxyalkyl and C_3 - C_8 alkoxyalkyl. Examples of substituents containing a fused ring system include the perhydroindolyl and 1,2,3,4-tetrahydroisoquinolyl groups.

In connection with the ring of formula (II), any two adjacent ring atoms may be joined together by single or double bonds. Thus, the ring of formula (II) may be saturated or unsaturated, and an unsaturated ring may contain one, or more than one, sites of unsaturation. In other words, the ring of formula (II) may contain one or more double bonds, it being understood, however, that the unsaturated ring of formula (II) is chemically stable.

Alternatively, R_1 and R_2 , when taken together with the 2-amino nitrogen of formula (I), may complete a bicyclic ring. Bicyclic rings include, for example, 3-azabicyclo[3.2.2]nonane, 2-azabicyclo[2.2.2]octane, 3-azabicyclo[3.1.0]hexane, and 3-azabicyclo[3.2.0]heptane. For these derivatives, the C-2 substituents of the cycloalkyl ethers of formula (I) are the following groups: 3-azabicyclo[3.2.2]nonan-3-yl, 2-azabicyclo[2.2.2]octan-2-yl, 3-azabicyclo[3.1.0]hexan-3-yl, and 3-azabicyclo[3.2.0]heptan-3-yl.

Preferably for formula (II), R_1 and R_2 , when taken together, contain only a single heteroatom. Preferred heteroatoms include nitrogen, oxygen and sulfur. An example of a ring in which R_1 and R_2 together include an oxygen heteroatom is the morpholinyl group. An example of a ring where R_1 and R_2 together include a second nitrogen heteroatom is the piperazinyl group.

Cycloalkyl substituents R_3 and R_4 may be independently attached to any of the ring positions except positions 1 and 2 (e.g., both R_3 and R_4 may be attached to the same ring position or each attached to different ring positions). R_3 and R_4 are independently selected from hydrogen, hydroxy, C_1 - C_6 alkyl, and C_1 - C_6 alkoxy, and, when both R_3 and R_4 are attached to the same cycloalkyl ring atom, may together form a spiro five- or six-membered heterocyclic ring containing one or two heteroatoms selected from oxygen and sulfur. Preferred heterocyclic substituents contain either a single oxygen or a single sulfur ring atom.

Depending upon the identity of X, the ether or ester sidechain, $-CH(R_5)-X-A$, in formula (I) may take several forms. For example, a compound of formula (I) may have X as a $-C(R_6, R_{14})-Y-$ group, where Y may be any of a direct bond, an oxygen atom (O), a sulfur atom (S) or a C_1 - C_4 alkylene group. R_6 and R_{14} are independently selected from hydrogen, C_1 - C_6 alkyl, aryl and benzyl, or R_6 and R_{14} , when taken together with the carbon to which they are attached, may form a spiro C_3 - C_5 cycloalkyl. Thus, compounds of the invention include compounds of formula (I) where R_6 and R_{14} are hydrogen and Y is a direct bond, such that X may be CH_2 .

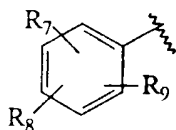
Alternatively, X may be an alkenylene moiety, e.g., a *cis*- or *trans*-alkenylene moiety, $C(R_{13})=CH$, where R_{13} may be any of hydrogen, C_1 - C_6 alkyl,

C₃-C₈cycloalkyl, aryl or benzyl. For compounds of formula (I) where X is an alkenylene moiety, X is preferably a *trans*-alkenylene moiety.

Alternatively, X may be a direct bond. Independent of the selections for A, X and other variables, R₅ is selected from hydrogen, C₁-C₆alkyl, aryl and benzyl.

5 Ether or ester sidechain component A is generally a hydrophobic moiety. Typically, a hydrophobic moiety is comprised of non-polar chemical groups such as hydrocarbons or hydrocarbons substituted with halogens or ethers or heterocyclic groups containing nitrogen, oxygen, or sulfur ring atoms. Suitable hydrocarbons are C₅-C₁₂alkyl and C₃-C₁₃carbocyclic rings. Particularly preferred cyclic hydrocarbons
10 include selected aromatic groups such as phenyl, 1-naphthyl, 2-naphthyl, indenyl, acenaphthyl, and fluorenyl and are represented by formulae (III), (IV), (V), (VI), (VII), or (VIII) respectively.

A suitable "A" group within the compounds of the present invention is a phenyl ring represented by formula (III):



15

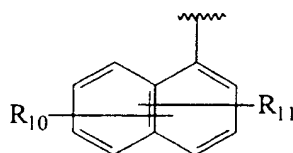
(III)

where R₇, R₈ and R₉ are independently selected from bromine, chlorine, fluorine, carboxy, hydrogen, hydroxy, hydroxymethyl, methanesulfonamido, nitro, sulfamyl, trifluoromethyl, C₂-C₇alkanoyloxy, C₁-C₆alkyl, C₁-C₆alkoxy, C₂-C₇alkoxycarbonyl,
20 C₁-C₆thioalkyl, aryl and N(R₁₅,R₁₆) where R₁₅ and R₁₆ are independently selected from hydrogen, acetyl, methanesulfonyl, and C₁-C₆alkyl.

For compounds of formula (I) where X is a direct bond or CH₂, at least one of R₇, R₈ and R₉ is preferably selected from amine (-NR₁₅R₁₆, where R₁₅ and R₁₆ are independently hydrogen, acetyl, methanesulfonyl, and C₁-C₆alkyl), bromine,
25 chlorine, fluorine, carboxy, hydrogen, hydroxy, hydroxymethyl, nitro, trifluoromethyl, C₂-C₇alkanoyloxy, C₁-C₆alkyl, C₁-C₆alkoxy, C₂-C₇alkylcarbonyl, C₁-C₆thioalkyl or aryl groups. For compounds of formula (I) when X is CH=CH, and R₃ and R₄ are hydrogen, at least one of R₇, R₈ and R₉ is preferably a substituent other than hydrogen.

Other suitable "A" groups in compounds of the present invention are
30 1-naphthyl groups as represented by formula (IV):

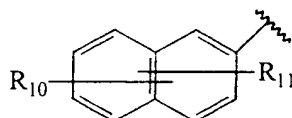
16



(IV)

where R₁₀ and R₁₁ are independently selected from bromine, chlorine, fluorine, carboxy, hydrogen, hydroxy, hydroxymethyl, methanesulfonamido, nitro, sulfamyl, trifluoromethyl, C₂-C₇alkanoyloxy, C₁-C₆alkyl, C₁-C₆alkoxy, C₂-C₇alkoxycarbonyl, C₁-C₆thioalkyl, and N(R₁₅,R₁₆) where R₁₅ and R₁₆ are independently selected from hydrogen, acetyl, methanesulfonyl, and C₁-C₆alkyl.

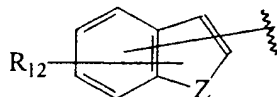
Other suitable "A" groups in compounds of the present invention are 2-naphthyl group as represented by formula (V):



(V)

where R₁₀ and R₁₁ are independently selected from bromine, chlorine, fluorine, carboxy, hydrogen, hydroxy, hydroxymethyl, methanesulfonamido, nitro, sulfamyl, trifluoromethyl, C₂-C₇alkanoyloxy, C₁-C₆alkyl, C₁-C₆alkoxy, C₂-C₇alkoxycarbonyl, C₁-C₆thioalkyl, and N(R₁₅,R₁₆) where R₁₅ and R₁₆ are independently selected from hydrogen, acetyl, methanesulfonyl, and C₁-C₆alkyl, as defined above.

Other suitable "A" groups in compounds of the present invention are aromatic groups represented by formula (VI):



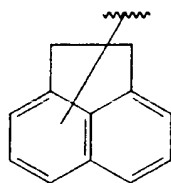
(VI)

where R₁₂ is selected from bromine, chlorine, fluorine, carboxy, hydrogen, hydroxy, hydroxymethyl, methanesulfonamido, nitro, sulfamyl, trifluoromethyl, C₂-C₇alkanoyloxy, C₁-C₆alkyl, C₁-C₆alkoxy, C₂-C₇alkoxycarbonyl, C₁-C₆thioalkyl, and N(R₁₅,R₁₆) where R₁₅ and R₁₆ are independently selected from hydrogen, acetyl,

methanesulfonyl, and C₁-C₆alkyl; and Z is selected from CH, CH₂, O, N and S, where Z may be directly bonded to "X" as shown in formula (I) when Z is CH or N, or Z may be directly bonded to R₁₇ when Z is N, and R₁₇ is selected from hydrogen, C₁-C₆alkyl, C₃-C₈cycloalkyl, aryl and benzyl.

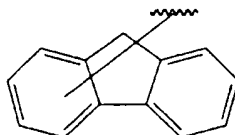
- 5 The aryl groups of formula (VI) are derivatives of indene, indole, benzofuran, and thianaphthene when Z is methylene, nitrogen, oxygen, and sulfur, respectively. Preferred heterocyclic groups of formula (VI) include indole where Z is NH, benzofuran where Z is O, and thianaphthene where Z is S. As described below, in a preferred embodiment, Z is O, S or N-R₁₇, and in a particularly preferred embodiment
10 Z is O or S.

Another suitable "A" group in compounds of the present invention are acenaphthyl groups as represented by formula (VII):



(VII)

- 15 Still another suitable "A" group in compounds of the present invention is the fluorenyl group represented by formula (VIII):



(VIII)

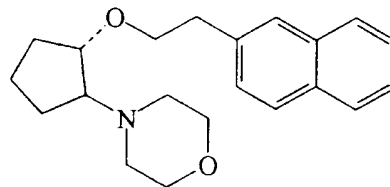
- 20 Preferably, ether or ester sidechain component A is an acenaphthyl or fluorenyl group only when X is a direct bond or CH₂. In further preferred embodiments, the acenaphthyl group is a 1-acenaphthyl group, and the fluorenyl group is a 9-fluorenyl group.

- 25 As mentioned above, the present invention provides aminocycloalkyl ethers and aminocycloalkyl esters represented by formula (I). In a preferred embodiment X is (CH₂)-Y. For these embodiments, Y is preferably a direct bond, an oxygen atom, or a sulfur atom. In a particularly preferred embodiment, Y is a direct

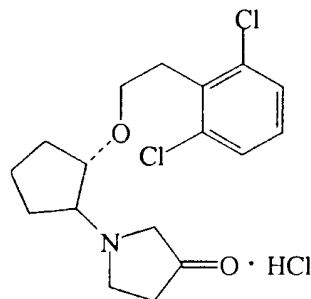
bond or an oxygen atom. In another preferred embodiment Y is a direct bond and X is C(R₆,R₁₄), where R₆ and R₁₄ are as defined above. In another preferred embodiment, where X is C(R₁₃)=CH, R₁₃ is a hydrogen atom. For these embodiments, R₃ and R₄ are preferably independently attached to the cycloalkyl ring at the 4- or 5- positions.

5 The following are further preferred compounds of the present invention:

(1R,2R)/(1S,2S)-2-(4-Morpholinyl)-1-(2-naphthalenethoxy)cyclopentane monohydrochloride



(1R,2R)/(1S,2S)-2-(3-Ketopyrrolidinyl)-1-(2,6-dichlorophenoxy)cyclopentane monohydrochloride



Outline of Method of Preparation of Compounds of the Invention

The aminocycloalkyl ether compounds and the aminocycloalkyl ester compounds of the present invention contain amino and ether or ester sidechains disposed in a 1,2 arrangement on a cycloalkyl ring. Accordingly, the amino and ether or ester sidechains may be disposed in either a *cis* or *trans* relationship with respect to the plane of the cycloalkyl ring. The present invention provides synthetic methodology whereby *cis* or *trans* compounds may be prepared.

15 *Trans* compounds of the present invention may be prepared in analogy with known synthetic methodology (*see, e.g.*, Shanklin, Jr. et al., U.S. Patent 5,130,309). Figure 1 outlines the preparation of a *trans* compound of the invention, which is more fully described in Example 1. As outlined in Figure 1, the preparation of a *trans* compound of the invention may be carried out by a four step procedure.

20 In a first step (equation i) in Figure 1), cyclopentene epoxide undergoes a ring-opening reaction with an amine. *See, e.g.*, Szmuszkovicz, U.S. Patent 4,145,435. While the reaction can occur at room temperature, typically elevated temperature is preferred in order to drive the reaction to completion in a commercially desirable length of time. The reaction is typically conducted at reflux in a solvent, such as water.

Equimolar amounts of the amine and cyclopentene epoxide typically provide *trans*-1-hydroxy 2-amino cyclopentane. A wide variety of amine compounds and substituted cyclopentene oxides may be employed in this general reaction. Figure 1 shows an example in which morpholine is reacted with cyclopentene oxide. For amines or
5 cyclopentene epoxides substituted with other reactive functional groups, appropriate protection groups are introduced prior to step i). Suitable protective groups are set forth in, for example, Greene, "Protective Groups in Organic Chemistry", John Wiley & Sons, New York NY (1991).

In a second step (equation ii) in Figure 1) the hydroxy group derived
10 from the epoxide is activated or converted into a good leaving group. The leaving group illustrated in Figure 1 is a mesylate which is preferred. However, the hydroxy group could be converted into other leaving groups according to procedures well known in the art. In a typical reaction, the aminocyclopentanol compound is treated with methanesulfonyl chloride in the presence of a base, such as triethylamine as shown in
15 Figure 1. The reaction is satisfactorily conducted at about 0°C. An excess of the methanesulfonyl chloride, relative to the aminocyclopentanol, is typically preferred for complete conversion of the more valuable aminocyclopentanol. For some other aminocyclopentanol compounds, it may be necessary to introduce appropriate protection groups prior to step ii) being performed. Suitable protecting groups are set
20 forth in, for example, Greene, "Protective Groups in Organic Chemistry", John Wiley & Sons, New York NY (1991).

In a third step (equation iii) in Figure 1) an alcohol is reacted with a strong base to provide an alkoxide salt. Conversion of an alcohol to an alkoxide (also known as an alcoholate) using strong base is a reaction that will work with a wide
25 variety of hydroxy-containing compounds. In some instances, the alcohol may have other reactive functional groups that are desirably protected prior to contact of the alcohol with strong base. Suitable protecting groups are set forth in, for example, Greene, "Protective Groups in Organic Chemistry", John Wiley & Sons, New York NY (1991). Such alcohols are either commercially available or may be obtained by
30 procedures described in the art or adapted therefrom, where suitable procedures may be identified through the Chemical Abstracts and Indices therefor, as developed and published by the American Chemical Society.

In a fourth step (equation iv) in Figure 1), the alcoholate from iii) is reacted with the activated aminocyclopentanol from step ii) to give the ether adduct.
35 Thus, unless protective groups must be removed, compounds of the present invention may be prepared by reacting an activated form of the appropriate

1,2-aminocycloalkanol (1 mol) with an alcoholate (1.25 mol) prepared by treatment of the selected alcohol (1.25 mol) with, for example, sodium hydride (1.3 mol). The 1,2-aminocyclopentanol (1 mol) can be activated by forming the corresponding mesylate, in the presence of methanesulfonyl chloride (1.25 mol) and triethylamine (1.5 mol). The mesylate is added quickly to the alcoholate, in a suitable solvent such as dimethylformamide. The reaction temperature is monitored carefully in order to avoid undesired side-reactions such as β -elimination. In general, a reaction temperature of 80-90°C for 2 hours is adequate to form compounds of the invention. When the reaction has proceeded to substantial completion, the desired product is recovered from the reaction mixture by conventional organic chemistry techniques, and is purified generally by column chromatography followed by recrystallisation. Protective groups may be removed at the appropriate stage of the reaction sequence. Suitable methods are set forth in, for example, Greene, "Protective Groups in Organic Chemistry", John Wiley & Sons, New York NY (1991).

The reaction sequence described above (and shown in Figure 1) generates the aminocycloalkyl ether as the free base. The pure enantiomeric forms can be obtained by preparative chiral HPLC. The free base may be converted, if desired, to the monohydrochloride salt by known methodologies, and subsequently, if desired, to other acid addition salts by reaction with inorganic or organic salts. Acid addition salts can also be prepared metathetically by reacting one acid addition salt with an acid which is stronger than that of the anion of the initial salt.

It should be noted that aminocycloalkyl ester compounds of the present invention (formula (I) where Q is $-\text{O}-\text{C}(\text{O})-$), can be prepared by standard acylation of the aminocycloalkyl alcohol formed in equation i) of Figure 1. This is analogous to methods described in U.S. Patent No. 5,637,583 and references cited therein.

Alternatively, *cis* or *trans* compounds of the invention may be prepared according to the chemistry outlined in Figure 3. As shown in Figure 3, 2-aminocyclopentanones may be prepared by Swern oxidation of the corresponding *trans*-1, 2-aminocyclopentanol compounds (which may be prepared as described above) using oxalyl chloride/dimethyl sulfoxide (*see, e.g.*, Synthesis 1980, 165). Subsequent reduction of the aminocyclopentanone with lithium aluminum hydride or sodium borohydride provides a mixture of *cis*- and *trans*-aminocyclopentanols. The mixture of aminoalcohols may be esterified with an appropriate carboxylic acid by azeotropic distillation in toluene in the presence of a catalytic amount of *p*-toluenesulfonic acid, to provide a diastereomeric mixture of *cis*- and *trans*-ester compounds of the present invention. The mixture of diastereomeric esters can be separated by preparative

chromatography by one of ordinary skill in the art. The racemic *cis*- or *trans* ester could then be reduced with sodium borohydride in the presence of Lewis acid to the corresponding racemic *cis*- or *trans*-ether (see, e.g., *J. Org. Chem.* 25:875, 1960 and *Tetrahedron* 18:953, 1962). The racemic *cis*-ether can be resolved by preparative chiral HPLC as discussed above for the *trans*-compound.

The synthetic procedures described herein, especially when taken with the general knowledge in the art, provide sufficient guidance to those of ordinary skill in the art to perform the synthesis, isolation, and purification of the compounds of the present invention.

10 Compositions and Modes of Administration

In another embodiment, the present invention provides compositions which include a cycloalkylamine compound as described above in admixture or otherwise in association with one or more inert carriers, excipients and diluents, as well as optional ingredients if desired. These compositions are useful as, for example, assay standards, convenient means of making bulk shipments, or pharmaceutical compositions. An assayable amount of a compound of the invention is an amount which is readily measurable by standard assay procedures and techniques as are well known and appreciated by those skilled in the art. Assayable amounts of a compound of the invention will generally vary from about 0.001 wt% to about 75 wt% of the entire weight of the composition. Inert carriers include any material which does not degrade or otherwise covalently react with a compound of the invention. Examples of suitable inert carriers are water; aqueous buffers, such as those which are generally useful in High Performance Liquid Chromatography (HPLC) analysis; organic solvents such as acetonitrile, ethyl acetate, hexane and the like (which are suitable for use in *in vitro* diagnostics or assays, but typically are not suitable for administration to a warm-blooded animal); and pharmaceutically acceptable carriers, such as physiological saline.

Thus, the present invention provides a pharmaceutical or veterinary composition (hereinafter, simply referred to as a pharmaceutical composition) containing a cycloalkylamine compound as described above, in admixture with a pharmaceutically acceptable carrier, excipient or diluent. The invention further provides a pharmaceutical composition containing an effective amount of a cycloalkylamine compound as described above, in association with a pharmaceutically acceptable carrier.

The pharmaceutical compositions of the present invention may be in any form which allows for the composition to be administered to a patient. For example,

the composition may be in the form of a solid, liquid or gas (aerosol). Typical routes of administration include, without limitation, oral, topical, parenteral, sublingual, rectal, vaginal, and intranasal. The term parenteral as used herein includes subcutaneous injections, intravenous, intramuscular, epidural, intrasternal injection or infusion techniques. Pharmaceutical composition of the invention are formulated so as to allow the active ingredients contained therein to be bioavailable upon administration of the composition to a patient. Compositions that will be administered to a patient take the form of one or more dosage units, where for example, a tablet, capsule or cachet may be a single dosage unit, and a container of cycloalkylamine compound in aerosol form may hold a plurality of dosage units.

Materials used in preparing the pharmaceutical compositions should be pharmaceutically pure and non-toxic in the amounts used. The inventive compositions may include one or more compounds (active ingredients) known for a particularly desirable effect. For instance, epinephrine may be combined with an cycloalkyl amine compound of the invention, to provide a composition useful to induce local anesthesia. It will be evident to those of ordinary skill in the art that the optimal dosage of the active ingredient(s) in the pharmaceutical composition will depend on a variety of factors. Relevant factors include, without limitation, the type of subject (*e.g.*, human), the particular form of the active ingredient, the manner of administration and the composition employed.

In general, the pharmaceutical composition includes a cycloalkylamine compound as described herein, in admixture with one or more carriers. The carrier(s) may be particulate, so that the compositions are, for example, in tablet or powder form. The carrier(s) may be liquid, with the compositions being, for example, an oral syrup or injectable liquid. In addition, the carrier(s) may be gaseous, so as to provide an aerosol composition useful in, *e.g.*, inhalatory administration.

When intended for oral administration, the composition is preferably in either solid or liquid form, where semi-solid, semi-liquid, suspension and gel forms are included within the forms considered herein as either solid or liquid.

As a solid composition for oral administration, the composition may be formulated into a powder, granule, compressed tablet, pill, capsule, cachet, chewing gum, wafer, lozenges, or the like form. Such a solid composition will typically contain one or more inert diluents or edible carriers. In addition, one or more of the following adjuvants may be present: binders such as syrups, acacia, sorbitol, polyvinylpyrrolidone, carboxymethylcellulose, ethyl cellulose, microcrystalline cellulose, gum tragacanth or gelatin, and mixtures thereof; excipients such as starch,

lactose or dextrans, disintegrating agents such as alginic acid, sodium alginate, Primogel, corn starch and the like; lubricants such as magnesium stearate or Sterotex; fillers such as lactose, mannitols, starch, calcium phosphate, sorbitol, methylcellulose, and mixtures thereof; lubricants such as magnesium stearate, high molecular weight
5 polymers such as polyethylene glycol, high molecular weight fatty acids such as stearic acid, silica, wetting agents such as sodium lauryl sulfate, glidants such as colloidal silicon dioxide; sweetening agents such as sucrose or saccharin, a flavoring agent such as peppermint, methyl salicylate or orange flavoring, and a coloring agent.

When the composition is in the form of a capsule, *e.g.*, a gelatin capsule,
10 it may contain, in addition to materials of the above type, a liquid carrier such as polyethylene glycol or a fatty oil.

The composition may be in the form of a liquid, *e.g.*, an elixir, syrup, solution, aqueous or oily emulsion or suspension, or even dry powders which may be reconstituted with water and/or other liquid media prior to use. The liquid may be for
15 oral administration or for delivery by injection, as two examples. When intended for oral administration, preferred compositions contain, in addition to the present compounds, one or more of a sweetening agent, thickening agent, preservative (*e.g.*, alkyl *p*-hydroxybenzoate), dye/colorant and flavor enhancer (flavorant). In a composition intended to be administered by injection, one or more of a surfactant,
20 preservative (*e.g.*, alkyl *p*-hydroxybenzoate), wetting agent, dispersing agent, suspending agent (*e.g.*, sorbitol, glucose, or other sugar syrups), buffer, stabilizer and isotonic agent may be included. The emulsifying agent may be selected from lecithin or sorbitol monooleate.

The liquid pharmaceutical compositions of the invention, whether they
25 be solutions, suspensions or other like form, may include one or more of the following adjuvants: sterile diluents such as water for injection, saline solution, preferably physiological saline, Ringer's solution, isotonic sodium chloride, fixed oils such as synthetic mono or diglycerides which may serve as the solvent or suspending medium, polyethylene glycols, glycerin, propylene glycol or other solvents; antibacterial agents
30 such as benzyl alcohol or methyl paraben; antioxidants such as ascorbic acid or sodium bisulfite; chelating agents such as ethylenediaminetetraacetic acid; buffers such as acetates, citrates or phosphates and agents for the adjustment of tonicity such as sodium chloride or dextrose. The parenteral preparation can be enclosed in ampoules, disposable syringes or multiple dose vials made of glass or plastic. Physiological saline
35 is a preferred adjuvant. An injectable pharmaceutical composition is preferably sterile.

A liquid compositions intended for either parenteral or oral administration should contain an amount of the inventive compound such that a suitable dosage will be obtained. Typically, this amount is at least 0.01% of a compound of the invention in the composition. When intended for oral administration, this amount may be varied to be between 0.1 and about 70% of the weight of the composition. Preferred oral compositions contain between about 4% and about 50% of the active cycloalkylamine compound. Preferred compositions and preparations according to the present invention are prepared so that a parenteral dosage unit contains between 0.01 to 10% by weight of active compound.

The pharmaceutical composition may be intended for topical administration, in which case the carrier may suitably comprise a solution, emulsion, ointment, cream or gel base. The base, for example, may comprise one or more of the following: petrolatum, lanolin, polyethylene glycols, bee wax, mineral oil, diluents such as water and alcohol, and emulsifiers and stabilizers. Thickening agents may be present in a pharmaceutical composition for topical administration. If intended for transdermal administration, the composition may include a transdermal patch or iontophoresis device. Topical formulations may contain a concentration of the inventive compound of from about 0.1 to about 25% w/v (weight per unit volume).

The composition may be intended for rectal administration, in the form, *e.g.*, of a suppository which will melt in the rectum and release the drug. The composition for rectal administration may contain an oleaginous base as a suitable nonirritating excipient. Such bases include, without limitation, lanolin, cocoa butter and polyethylene glycol. Low-melting waxes are preferred for the preparation of a suppository, where mixtures of fatty acid glycerides and/or cocoa butter are suitable waxes. The waxes may be melted, and the cycloalkylamine compound is dispersed homogeneously therein by stirring. The molten homogeneous mixture is then poured into convenient sized molds, allowed to cool and thereby solidify.

The composition may include various materials which modify the physical form of a solid or liquid dosage unit. For example, the composition may include materials that form a coating shell around the active ingredients. The materials which form the coating shell are typically inert, and may be selected from, for example, sugar, shellac, and other enteric coating agents. Alternatively, the active ingredients may be encased in a gelatin capsule or cachet.

The composition in solid or liquid form may include an agent which binds to the cycloalkylamine compound and thereby assists in the delivery of the active

components. Suitable agents which may act in this capacity include a monoclonal or polyclonal antibody, a protein or a liposome.

The pharmaceutical composition of the present invention may consist of gaseous dosage units, *e.g.*, it may be in the form of an aerosol. The term aerosol is used to denote a variety of systems ranging from those of colloidal nature to systems consisting of pressurized packages. Delivery may be by a liquefied or compressed gas or by a suitable pump system which dispenses the active ingredients. Aerosols of compounds of the invention may be delivered in single phase, bi-phasic, or tri-phasic systems in order to deliver the active ingredient(s). Delivery of the aerosol includes the necessary container, activators, valves, subcontainers, and the like, which together may form a kit. Preferred aerosols may be determined by one skilled in the art, without undue experimentation.

Whether in solid, liquid or gaseous form, the pharmaceutical composition of the present invention may contain one or more known pharmacological agents used in methods for either modulating ion channel activity in a warm-blooded animal or for modulating ion channel activity *in vitro*, or used in the treatment of arrhythmia, diseases of the central nervous system, convulsion, epileptic spasms, depression, anxiety, schizophrenia, Parkinson's disease, respiratory disorders, cystic fibrosis, asthma, cough, inflammation, arthritis, allergies, gastrointestinal disorders, urinary incontinence, irritable bowel syndrome, cardiovascular diseases, cerebral or myocardial ischemias, hypertension, long-QT syndrome, stroke, migraine, ophthalmic diseases, diabetes mellitus, myopathies, Becker's myotonia, myasthenia gravis, paramyotonia congenita, malignant hyperthermia, hyperkalemic periodic paralysis, Thomsen's myotonia, autoimmune disorders, graft rejection in organ transplantation or bone marrow transplantation, heart failure, hypotension, Alzheimer's disease and other mental disorders, and alopecia. Other agents known to cause libido enhancement, local analgesia or anesthesia may be combined with compounds of the present invention.

The pharmaceutical compositions may be prepared by methodology well known in the pharmaceutical art. The aminocycloalkyl compounds of the invention may be in the form of a solvate in a pharmaceutically acceptable solvent such as water or physiological saline. Alternatively, the compounds may be in the form of the free base or in the form of a pharmaceutically acceptable salt such as the hydrochloride, sulfate, phosphate, citrate, fumarate, methanesulfonate, acetate, tartrate, maleate, lactate, mandelate, salicylate, succinate and other salts known in the art. The appropriate salt would be chosen to enhance bioavailability or stability of the compound

for the appropriate mode of employment (e.g., oral or parenteral routes of administration).

5 A composition intended to be administered by injection can be prepared by combining the cycloalkylamine compound with water, and preferably buffering agents, so as to form a solution. The water is preferably sterile pyrogen-free water. A surfactant may be added to facilitate the formation of a homogeneous solution or suspension. Surfactants are compounds that non-covalently interact with the cycloalkylamine compound so as to facilitate dissolution or homogeneous suspension of the cycloalkylamine compound in the aqueous delivery system. Surfactants are
10 desirably present in aqueous compositions of the invention because the cycloalkylamine compounds of the present invention are typically hydrophobic. Other carriers for injection include, without limitation, sterile peroxide-free ethyl oleate, dehydrated alcohols, propylene glycol, as well as mixtures thereof.

Suitable pharmaceutical adjuvants for the injecting solutions include
15 stabilising agents, solubilising agents, buffers, and viscosity regulators. Examples of these adjuvants include ethanol, ethylenediaminetetraacetic acid (EDTA), tartrate buffers, citrate buffers, and high molecular weight polyethylene oxide viscosity regulators. These pharmaceutical formulations may be injected intramuscularly, epidurally, intraperitoneally, or intravenously.

20 Pharmacological Testing

As noted above, the present invention provides for utilising the compounds described above in *in vitro* and *in vivo* methods. In one embodiment, ion channels, such as cardiac sodium channels, are blocked *in vitro* or *in vivo*.

25 Ion channels are ubiquitous membrane proteins in the cells of warm-blooded animals such as mammals. Their critical physiological roles include control of the electrical potential across the membrane, mediation of ionic and fluid balance, facilitation of neuromuscular and neuronal transmission, rapid transmembrane signal transduction, and regulation of secretion and contractility.

Accordingly, compounds that are capable of modulating the activity or
30 function of the appropriate ion channels will be useful in treating or preventing a variety of diseases or disorders caused by defective or inadequate function of the ion channels. The compounds of the invention are found to have significant activity in modulating ion channel activity both *in vivo* and *in vitro*.

Thus, the present invention provides for methods of treating a disease or
35 condition in a warm-blooded animal suffering from or having the disease or condition,

and/or preventing a disease or condition from arising in a warm-blooded animal, wherein a therapeutically effective amount of a compound of formula (I), or a composition containing a compound of formula (I) is administered to a warm-blooded animal in need thereof. The diseases and conditions to which the compounds, compositions and methods of the present invention may be applied are as follows:

5 arrhythmia, diseases of the central nervous system, convulsion, epileptic spasms, depression, anxiety, schizophrenia, Parkinson's disease, respiratory disorders, cystic fibrosis, asthma, cough, inflammation, arthritis, allergies, gastrointestinal disorders, urinary incontinence, irritable bowel syndrome, cardiovascular diseases, cerebral or

10 myocardial ischemias, hypertension, long-QT syndrome, stroke, migraine, ophthalmic diseases, diabetes mellitus, myopathies, Becker's myotonia, myasthenia gravis, paramyotonia congenita, malignant hyperthermia, hyperkalemic periodic paralysis, Thomsen's myotonia, autoimmune disorders, graft rejection in organ transplantation or bone marrow transplantation, heart failure, hypotension, Alzheimer's disease or other

15 mental disorder, and alopecia.

Furthermore, the present invention provides a method for producing local analgesia or anesthesia in a warm-blooded animal which includes administering to a warm-blooded animal in need thereof an effective amount of a compound of formula (I) or a pharmaceutical composition containing a compound of formula (I). These

20 methods may be used to relieve or forestall the sensation of pain in a warm-blooded animal.

Furthermore, the present invention provides a method wherein a preparation that contains ion channels is exposed to, or a warm-blooded animal (*e.g.*, a mammal, such as a human) is administered an effective amount of an aminocycloalkyl

25 ether compound of the invention. Suitable preparations containing cardiac sodium channels include cells isolated from cardiac tissue as well as cultured cell lines. Treatment of such a preparation would entail, for example, incubation of the ion channels with a compound under conditions and for a time sufficient to permit modulation of the activity of the channels by the compound.

In another embodiment, the compounds described above are provided for

30 treating arrhythmia. As used herein, "treating arrhythmia" refers to both therapy for arrhythmia and for the prevention of arrhythmias occurring in a heart that is susceptible to arrhythmia. An effective amount of a composition of the present invention is used to treat arrhythmia in a warm-blooded animal, such as a human. Methods of

35 administering effective amounts of antiarrhythmic agents are well known in the art and include the administration of an oral or parenteral dosage form. Such dosage forms

include, but are not limited to, parenteral dosage form. Such dosage forms include, but are not limited to, parenteral solutions, tablets, capsules, sustained release implants, and transdermal delivery systems. Generally, oral or intravenous administration is preferred. The dosage amount and frequency are selected to attain effective levels of the agent without harmful effects. It will generally range from a dosage of from about 5 0.1 to about 100 mg/kg/day, and typically from about 0.1 to 10 mg/kg where administered orally or intravenously for antiarrhythmic effect.

Administration of compositions of the present invention may be carried out in combination with the administration of other agents. For example, it may be 10 desired to administer an opioid antagonist, such as naloxone, if a compound exhibits opioid activity where such activity may not be desired. The naloxone may antagonize opioid activity of the administered compound without adverse interference with the antiarrhythmic activity. As another example, an aminocycloalkyl ether compound of the invention may be co-administered with epinephrine in order to include local 15 anesthesia.

In order to assess whether a compound of the present invention has a desired pharmacological activity, it is subjected to a series of tests. The precise test to employ will depend on the physiological response of interest. The published literature contains numerous protocols for testing the efficacy of a potential therapeutic agent, 20 and these protocols may be employed with the present compounds and compositions.

For example, in connection with treatment or prevention of arrhythmia, a series of four tests may be conducted. In the first of these tests, a compound of the present invention is given as increasing (doubling with each dose) intravenous boluses every 8 minutes to a pentobarbital anesthetized rat. The effects of the compound on 25 blood pressure, heart rate and the ECG are measured at 30 seconds, 1, 2, 4 and 8 minutes after each dose. Increasing doses are given until the animal dies. The cause of death is identified as being of either respiratory or cardiac origin. This test gives an indication as to whether the compound is modulating the activity of sodium channels and/or potassium channels, and in addition gives information about acute toxicity. The 30 indices of sodium channel blockade are increasing P-R interval and QRS widening of the ECG. Potassium channel blockade results in Q-T interval prolongation of the ECG.

A second test involves administration of a compound as an infusion to pentobarbital anesthetized rats in which the left ventricle is subjected to electrical square wave stimulation performed according to a preset protocol described in further 35 detail below. This protocol includes the determination of thresholds for induction of extrasystoles and ventricular fibrillation. In addition, effects on electrical refractoriness

are assessed by a single extra beat technique. In addition effects on blood pressure, heart rate and the ECG are recorded. In this test, sodium channel blockers produce the ECG changes expected from the first test. In addition, sodium channel blockers also raise the thresholds for induction of extrasystoles and ventricular fibrillation. Potassium channel blockade is revealed by increasing refractoriness and widening of the Q-T intervals of the ECG.

A third test involves exposing isolated rat hearts to increasing concentrations of a compound. Ventricular pressures, heart rate, conduction velocity and ECG are recorded in the isolated heart in the presence of varying concentrations of the compound. The test provides evidence for direct toxic effects on the myocardium. Additionally, selectivity, potency and efficacy of action of a compound can be ascertained under conditions simulating ischemia. Concentrations found to be effective in this test are expected to be efficacious in the electrophysiological studies.

A fourth test is estimation of the antiarrhythmic activity of a compound against the arrhythmias induced by coronary artery occlusion in anaesthetized rats. It is expected that a good antiarrhythmic compound will have antiarrhythmic activity at doses which have minimal effects on either the ECG, blood pressure or heart rate under normal conditions and preferably on all these parameters.

All of the foregoing tests are performed using rat tissue. In order to ensure that a compound is not having effects which are only specific to rat tissue, further experiments are performed in dogs and primates. In order to assess possible sodium channel and potassium channel blocking action *in vivo* in dogs, a compound is tested for effects on the ECG, ventricular epicardial conduction velocity and responses to electrical stimulation. An anesthetized dog is subjected to an open chest procedure to expose the left ventricular epicardium. After the pericardium is removed from the heart a recording/stimulation electrode is sewn onto the epicardial surface of the left ventricle. Using this array, and suitable stimulation protocols, conduction velocity across the epicardium as well as responsiveness to electrical stimulation can be assessed. This information coupled with measurements of the ECG allows one to assess whether sodium and/or potassium channel blockade occurs. As in the first test in rats, a compound is given as a series of increasing bolus doses. At the same time possible toxic effects of a compound on the dog's cardiovascular system are assessed.

The effects of a compound on the ECG and responses to electrical stimulation are also assessed in intact, halothane anesthetized baboons (*Papio anubis*). In this preparation, a blood pressure cannula and ECG electrodes are suitably placed in an anesthetized baboon. In addition, a stimulating electrode is placed into the right

ventricle, together with a monophasic action potential electrode. As in the tests described above, ECG and electrical stimulation response to a compound reveal the possible presence of sodium and/or potassium channel blockade. The monophasic action potential also reveals whether a compound widens the action potential, an action
5 expected of a potassium channel blocker.

As another example, in connection with the mitigation or prevention of the sensation of pain, the following test may be performed. To determine the effects of a compound of the present invention on an animal's response to a sharp pain sensation, the effects of a slight prick from a 7.5 g weighted syringe fitted with a 23G needle
10 applied to the shaved back of a guinea pig (*Cavia porcellus*) is assessed following subcutaneous administration of a solution of the compound in saline (e.g., 50 μ l, 10 mg/ml) to raise a visible bleb on the skin. Each test is performed on the central area of the bleb and also on its periphery to ascertain the diffusion of the test solution from the point of administration. If the test animal produces a flinch in response to the stimulus,
15 this demonstrates the absence of blockade of pain sensation. Testing is performed at intervals for up to 4 hours post administration. The sites of bleb formation are examined after 24 hours and showed no skin abnormalities arise from the local administration of test substances or the vehicle used in the preparation of the test solutions.

20 Other Compositions

The present invention also provides kits that contain a pharmaceutical composition which includes one or more compounds of the above formulae. The kit also includes instructions for the use of the pharmaceutical composition for modulating the activity of ion channels, for the treatment of arrhythmia or for the production of
25 local analgesia and/or anesthesia, and for the other utilities disclosed herein. Preferably, a commercial package will contain one or more unit doses of the pharmaceutical composition. For example, such a unit dose may be an amount sufficient for the preparation of an intravenous injection. It will be evident to those of ordinary skill in the art that compounds which are light and/or air sensitive may require
30 special packaging and/or formulation. For example, packaging may be used which is opaque to light, and/or sealed from contact with ambient air, and/or formulated with suitable coatings or excipients.

The following examples are offered by way of illustration and not by way of limitation. In the Examples, and unless otherwise specified, starting materials
35 were obtained from well-known commercial supply houses, e.g., Aldrich Chemical

Company (Milwaukee, WI), and were of standard grade and purity. "Ether" and "ethyl ether" both refer to diethyl ether; "h." refers to hours; "min." refers to minutes; "GC" refers to gas chromatography; "v/v" refers to volume per volume; and ratios are weight ratios unless otherwise indicated.

5

EXAMPLES

EXAMPLE 1

10 (1R,2R)/(1S,2S)-2-(4-MORPHOLINYL)-1-(2-NAPHTHALENETHOXY)CYCLOPENTANE
MONOHYDROCHLORIDE
(COMPOUND #1)

The following reaction sequence is illustrated in Figure 1.

15 i) (1R,2R)/(1S,2S)-2-(4-Morpholinyl)cyclopentanol: A mixture of morpholine (15.0 ml, 172 mmol) and cyclopentene oxide (15 ml, 172 mmol) in water (5 ml) was refluxed for 3 hours. The cooled reaction mixture was then partitioned between 40% NaOH aqueous solution (100 ml) and diethyl ether (100 ml). The aqueous layer was extracted twice more with diethyl ether (2 x 50 ml). The combined
20 organic layers were dried over sodium sulfate and the solvent was evaporated *in vacuo*. Vacuum distillation provided 20.6 g of the title compound.

ii) (1R,2R)/(1S,2S)-2-(4-Morpholinyl)-1-(2-naphthalenethoxy)cyclopentane monohydrochloride: To a chilled (0°C) solution of
25 (1R,2R)/(1S,2S)-2-(4-morpholinyl)cyclopentanol (2.77 g, 16.20 mmol) and triethylamine (3.4 ml, 24.00 mmol) in dichloromethane (50 ml) was added via cannula a solution of methanesulfonyl chloride (1.55 ml, 20.00 mmol) in dichloromethane (50 ml). The reaction mixture was stirred for another hour at 0°C and then at room temperature for 4 hours. The reaction mixture was washed with water (2 x 50 ml) and the combined aqueous washings back-extracted with dichloromethane (50 ml). The
30 combined organic layers were dried over sodium sulfate and concentrated *in vacuo* to provide 4.0 g of the crude mesylate.

iii) Sodium hydride, 80% oil dispersion (0.60 g, 25.00 mmol), was washed with hexanes (3 x 10 ml), and then suspended in anhydrous dimethylformamide (50 ml). To this suspension was added via cannula a solution of 2-naphthaleneethanol
35 (3.4 g, 20.00 mmol) in anhydrous dimethylformamide (50 ml). The reaction mixture was stirred at room temperature for one hour.

iv) The mesylate dissolved in dimethylformamide (50 ml) was added quickly to the alkoxide mixture (iii). The reaction mixture was heated at 85°C for 2 hours, and then at 45°C overnight. The reaction mixture was poured into iced water (800 ml) and extracted with ethyl acetate (3 x 200 ml). The combined organic extracts were back-washed with a saturated aqueous sodium chloride solution (300 ml) and dried over sodium sulfate. Evaporation of the solvent *in vacuo* provided 6.7 g of oil, which was dissolved in 1M HCl aqueous solution (50 ml) and water (150 ml). The acidic aqueous solution was extracted with diethyl ether (2 x 100 ml) and then adjusted to pH 10 with 50% aqueous sodium hydroxide solution. The basic aqueous solution was extracted with ethyl ether (2 x 100 ml) and the combined organic layers were dried over sodium sulfate and concentrated *in vacuo* to give 1.47 g of the crude free aminoether. The crude product was purified by chromatography column using silica gel 60, (230-400 mesh, BDH Inc.) and a mixture of 3% methanol in dichloromethane as eluent. The purified product was dissolved in diethyl ether (50 ml) and converted to the monohydrochloride salt by the addition of ethereal HCl (50 ml). The solvent was evaporated *in vacuo*; the residue dissolved in the minimum amount of warm absolute ethanol and diethyl ether was added in order to trigger crystallisation. The crystals were collected yielding 0.29 g of the title compound.

Compound number 1 has a calculated molecular weight of 361.91, and provided elemental analysis as set forth in Table 1.

EXAMPLE 2

(1R,2R)/(1S,2S)-2-(3-KETOPYRROLIDINYL)-1-(2,6-DICHLOROPHENETHOXY)CYCLOPENTANE MONOHYDROCHLORIDE
(COMPOUND #2)

The following reaction sequences are illustrated in Figures 2A and 2B.

i) N-Benzoyloxycarbonyl-3-pyrrolidinol: To a chilled (-60°C), stirred solution of (R)-(+)-3-pyrrolidinol (20.0 g, 98%, 224.9 mmol) and triethylamine (79.2 ml, 99%, 562 mmol) in dichloromethane (200 ml) was added dropwise over 45 min., a solution of benzyl chloroformate (33.8 ml, 95%, 224.9 mmol) in dichloromethane (80 ml). The reaction mixture (a yellow suspension) was allowed to warm up to room temperature and was stirred under argon at room temperature overnight. The reaction mixture was then quenched with 1M aqueous HCl solution (350 ml) and the organic layer was collected. The acidic aqueous layer was extracted with dichloromethane (2 x 150 ml) and the combined organic layers were dried over

sodium sulfate. Evaporation *in vacuo* of the solvent provided 59.62 g of pale yellow oil, which was subjected to high vacuum for 15 min. to yield 58.23 g (17% over theoretical yield) of the crude title compound which was suitable for use in the next step without any further purification.

5 ii) N-Benzoyloxycarbonyl-3-pyrrolidinone: To a chilled (-60°C), stirred solution of oxalyl chloride (23 ml, 98%, 258.6 mmol) in dichloromethane (400 ml) was added dropwise a solution of anhydrous dimethyl sulfoxide (36.7 ml, 517.3 mmol) in dichloromethane (20 ml) at a rate that the temperature remained below -40°C. The reaction mixture was then stirred at -60°C for 15 min. Then a solution of N-
10 benzoyloxycarbonyl-3-pyrrolidinol (58.22 g, no more than 224.9 mmol) in dichloromethane (80 ml) was added dropwise, keeping the reaction mixture temperature below -50°C. The reaction mixture was then stirred at -60°C for 30 min. before triethylamine (158.3 ml, 99%, 1.125 mol) was added. The resultant mixture was allowed to warm up to room temperature and then washed successively with water (600
15 ml), 1M aqueous HCl solution (580 ml) and water (400 ml). The organic layer was dried over sodium sulfate and concentrated *in vacuo* to give 54.5 g of amber oil, which was stirred under high vacuum at room temperature for 25 min. to give 52.08 g of the crude title compound which was suitable for use in the next step without further purification.

20 iii) 7-Benzoyloxycarbonyl-1,4-dioxo-7-azaspiro [4,4]nonane: A mixture of N-benzoyloxycarbonyl-3-pyrrolidinone (51.98 g, 224.9 mmol), ethylene glycol (18.8 ml, 99+%, 337.4 mmol) and *p*-toluenesulfonic acid monohydrate (1.04 g, 5.4 mmol) in toluene (180 ml) was refluxed in a Dean & Stark apparatus for 16 hours. The reaction mixture was then diluted with more toluene (250 ml) and washed with
25 saturated aqueous sodium bicarbonate solution (150 ml) and saturated aqueous sodium chloride solution (2 x 150 ml). The combined aqueous layers were back-extracted with toluene (100 ml). The combined organic layers were dried over sodium sulfate and concentrated *in vacuo* to give 79.6 g of dark oil. A solution of the crude product in ethanol (500 ml) was decolorized by elution through a bed of activated carbon (80 g).
30 The charcoal was washed with more ethanol (1000 ml) and toluene (500 ml). The filtrate was concentrated *in vacuo* and subjected to high vacuum for 1 hour to yield 63.25 g of the crude title compound which was suitable for the next step without any further purification.

35 iv) 1,4-Dioxo-7-azaspiro[4,4]nonane: A mixture of 7-benzoyloxycarbonyl-1,4-dioxo-7-azaspiro[4,4]nonane (34.79 g, no more than 123.7 mmol) and 10% Pd-C (13.9 g) in ethanol (90 ml) was agitated under hydrogen (60 psi)

in a Parr apparatus at room temperature for 1.5 hour. The catalyst was filtered off, the solvent was evaporated *in vacuo* and the residue was subjected to high vacuum for 20 min. to yield 15.86 g of the title compound (yield 99.3%).

v) (1R,2R)/(1S,2S)-2-(1,4-Dioxa-7-azaspiro[4,4]non-7-yl)cyclopentanol: A mixture of 1,4-dioxa-7-azaspiro[4,4]nonane (5.17 g, 40 mmol), cyclopentene oxide (8.54 ml, 96 mmol) and water (1.7 ml) was heated at 80°C for 2 hours. The reaction mixture was then partitioned between 40% aqueous sodium hydroxide solution (15 ml) and diethyl ether (30 ml). The basic aqueous layer was extracted twice more with diethyl ether (2 x 30 ml). The combined organic extracts
10 were dried over sodium sulfate and concentrated *in vacuo*. The residue was stirred under high vacuum at 50°C for 1 hour (to remove the excess of cyclopentene oxide) to yield 7.13 g of the crude title compound (yield 83.5%).

vi) (1R,2R)/(1S,2S)-2-[1,4-Dioxa-7-azaspiro[4,4]non-7-yl]-1-(2,6-dichlorophenoxy)cyclopentane: To a chilled (0°C), stirred solution of
15 (1R,2R)/(1S,2S)-2-(1,4-Dioxa-7-azaspiro[4,4]non-7-yl)cyclopentanol (1.88 g, 8.8 mmol) and triethylamine (1.16 g, 11.44 mmol) in dichloromethane (240 ml) was added dropwise methanesulfonyl chloride (0.9 ml, 11.44 mmol). The reaction mixture was stirred at 0°C for 45 min. and then at room temperature for 3 hours. The reaction mixture was then washed with a mixture (1:1, v/v, 12 ml) of water and saturated
20 aqueous sodium bicarbonate solution. The aqueous layer was back-extracted with dichloromethane (10 ml). The combined organic extracts were dried over sodium sulfate, the solvent was evaporated *in vacuo* and the residue was subjected to high vacuum for 4 hours to yield the crude mesylate suitable for the next step without any further purification.

vii) To sodium hydride (323 mg, 10.56 mmol) suspended in
25 anhydrous (freshly distilled from sodium) ethylene glycol dimethyl ether (20 ml) was added a solution of 2,6-dichlorophenethanol (2.01 g, 10.56 mmol) in anhydrous* ethylene glycol dimethyl ether (10 ml). The resultant mixture was then stirred at room temperature for 3 hours.

viii) A solution of mesylate (vi) in anhydrous* ethylene glycol
30 dimethyl ether (10 ml) was added quickly to the alkoxide (vii) and the resulting mixture was readily heated to reflux under argon for 16 hours. The organic solvent was evaporated *in vacuo* and to the residue was added water (50 ml). The aqueous solution was acidified with 10% HCl aqueous solution to pH 0.5. The acidic aqueous layer was
35 extracted with diethyl ether (2 x 30 ml) in order to extract unreacted 2,6-dichlorophenethanol. The pH of the aqueous solution was adjusted to pH 5.0 with 5M

NaOH aqueous solution and then extracted with diethyl ether (2 x 50 ml). The combined organic extracts were dried over sodium sulfate and the solvent was evaporated *in vacuo* to yield 2.2 g of the title compound which was suitable for the next step without any further purification.

- 5 ix) (1R,2R)/(1S,2S)-2-(3-Ketopyrrolidinyl)-1-(2,6-dichlorophenethoxy)cyclopentane monohydrochloride: A solution of (1R,2R)/(1S,2S)-2-[1,4-dioxo-7-azaspiro[4,4]non-7-yl]-1-(2,6-dichlorophenethoxy)cyclohexane (2.2 g) with 6M HCl aqueous solution (20 ml) in 2-butanone (80 ml) was refluxed for 12 hours. The butanone was evaporated *in vacuo* and the residual aqueous solution was diluted
10 with water (100 ml). The aqueous solution was extracted with diethyl ether (2 x 50 ml) and then with dichloromethane (3 x 50 ml). The pooled dichloromethane extracts were dried over sodium sulfate and the solvent was evaporated *in vacuo*. The residual oil was azeotropically dried with toluene. The resulting sticky product was vigorously stirred overnight in diethyl ether (150 ml) with occasional scratching to trigger
15 crystallisation of the title compound (1.9 g, 57%).

Compound number two had a calculated molecular weight of 378.73, and provided the elemental analysis data set forth in Table 1.

Table 1

Compound	Formula	Calculated	Found
#1	C ₂₁ H ₂₈ NO ₂ Cl	C 69.69, H 7.80, N 3.87%	C 69.23, H 7.71, N 3.83%
#2	C ₁₇ H ₂₂ NO ₂ Cl ₃	C 53.91, H 5.86, N 3.70%	C 54.13, H 5.68, N 3.58%

20

EXAMPLE 3

ASSESSMENT OF ANTIARRHYTHMIC EFFICACY

Antiarrhythmic efficacy was assessed by investigating the effect of a compound on the incidence of cardiac arrhythmias in conscious rats subjected to
25 coronary artery occlusion. Rats weighing 200-300 gms were subjected to preparative surgery and assigned to groups in a random block design. In each case, the animal was anesthetized with halothane during surgical preparation. The left femoral artery was cannulated for measurement of mean arterial blood pressure and withdrawal of blood samples. The left femoral vein was also cannulated for injection of drugs. The thoracic
30 cavity was opened and a polyethylene occluder loosely placed around the left anterior descending coronary artery. The thoracic cavity was then closed. ECG was recorded

by insertion of electrodes placed along the anatomical axis of the heart. All cannulae and electrode leads were exteriorized in the mid scapular region. In a random and double-blind manner, about 0.5 to 2 hours post-surgery, an infusion of vehicle, or the compound to be tested was given. After 5-15 minutes infusion, the occluder was pulled so as to produce coronary artery occlusion. ECG, arrhythmias, blood pressure, heart rate and mortality were monitored for 30 minutes after occlusion. Arrhythmias were recorded as ventricular tachycardia (VT) and ventricular fibrillation (VF) and scored according to Curtis, M.J. and Walker, M.J.A., *Cardiovasc. Res.* 22:656 (1988) (see Table 2).

10

Table 2

Score	Description
0	0-49 VPBs
1	50-499 VPBs
2	>499 VPBs and/or 1 episode of spontaneously reverting VT or VF
3	>1 episode of VT or VF or both (>60s total combined duration)
4	VT or VF or both (60-119s total combined duration)
5	VT or VF or both (> 119s total combined duration)
6	fatal VF starting at > 15 min after occlusion
7	fatal VF starting at between 4 min and 14 min 59s after occlusion
8	fatal VF starting at between 1 min and 3 min 59s after occlusion
9	fatal VF starting < 1 min after occlusion

Where: VPB = ventricular premature beats
 VT = ventricular tachycardia
 VF = ventricular fibrillation

Rats were excluded from the study if they did not exhibit pre-occlusion serum potassium concentrations within the range of 2.9-3.9 mM. Occlusion is associated with increases in R-wave height and "S-T" segment elevation; and an occluded zone (measured after death by cardiogreen dye perfusion) in the range of 25%-50% of total left-ventricular weight.

Table 3 describes the result of tests of the compounds described therein as values of a given infusion rate in micromol/kg/min. (ED_{50AA}) which will reduce the

20

arrhythmia score in treated animals to 50% of that shown by animals treated only with the vehicle in which the test drug(s) is dissolved.

Table 3

Compound	ED ₅₀ AA
#1	1.5
#2	4

5

EXAMPLE 4

MEASUREMENT OF ECG PARAMETERS

Rats weighing 200-250 gms were used in this example. Animals were anesthetized with 60 mg/kg pentobarbital i.p. The carotid artery and jugular vein were cannulated for measurement of blood pressure and drug injection, respectively. ECG was recorded by insertion of electrodes placed along the anatomical axis of the heart. All compounds were given as bolus injections.

Various ECG parameters were measured. Table 4 describes the results of the tests as ED₂₅ (micromol/kg) which are the doses required to produce a 25% increase in the parameter measured (NE = not estimated). The increases in P-R interval and QRS interval indicate cardiac sodium channel blockage while the increase in Q-T interval indicates ancillary cardiac potassium channel blockage which is the property of a type 1a antiarrhythmic.

Table 4

Compound	PR	QRS	QT
#1	45	37	2.5
#2	NE	9	3.3

20

NE = Not Estimated

EXAMPLE 5

ASSESSMENT OF SODIUM CHANNEL BLOCKAGE

Rats were prepared according to the preceding procedure. Two silver stimulating electrodes were inserted through the chest wall and implanted in the left ventricle. Square wave stimulation was used to determine threshold current for capture, ventricular fibrillation threshold current, and effective refractory period (Howard, P.G. and Walker, M.J.A., *Proc. West. Pharmacol. Soc.* 33:123-127 (1990)). Table 5 contains ED₂₅ values for these indices of cardiac sodium channel blockage, where the ED₂₅ is the infusion rate in micromol/kg/minute of compound required to elicit a 25% increase from control. The increases in refractoriness indicate ancillary blockage of potassium channels. The threshold current for capture is represented by "It". The fibrillation threshold current is represented by "VFT". The effective refracting period is represented by "ERP".

Table 5

Compound	It	VFT	ERP
#1	3.3	1.3	2.5
#2	10	NE	2.6

NE = Not Estimated

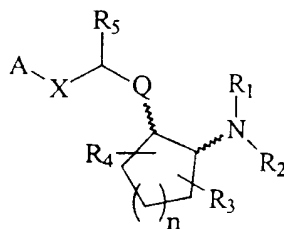
All publications and patent applications mentioned in this specification are herein incorporated by reference to the same extent as if each individual publication or patent application was specifically and individually incorporated by reference.

From the foregoing it will be appreciated that, although specific embodiments of the invention have been described herein for purposes of illustration, various modifications may be made without deviating from the spirit and scope of the invention. Accordingly, the invention is not limited except as by the appended claims.

CLAIMS

What is claimed is:

1. A compound of formula (I), or a solvate or pharmaceutically acceptable salt thereof:



(I)

wherein, independently at each occurrence,

n is selected from 1, 3 and 4;

Q is either O (oxygen) or $-O-C(O)-$;

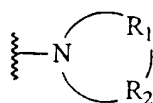
X is selected from a direct bond, $-C(R_6, R_{14})-Y-$, and $-C(R_{13})=CH-$;

Y is selected from a direct bond, O, S, and C_1-C_4 alkylene;

R_{13} is selected from hydrogen, C_1-C_6 alkyl, C_3-C_8 cycloalkyl, aryl, and benzyl;

R_1 and R_2 are independently selected from hydrogen, C_1-C_8 alkyl, C_3-C_8 alkoxyalkyl, C_1-C_8 hydroxyalkyl, and C_7-C_{12} aralkyl; or

R_1 and R_2 , when taken together with the nitrogen atom to which they are directly attached in formula (I), form a ring denoted by formula (II):



(II)

wherein the ring of formula (II) is formed from the nitrogen as shown as well as three to nine additional ring atoms independently selected from carbon, nitrogen, oxygen, and sulfur; where any two adjacent ring atoms may be joined together by single or double bonds, and where any one or more of the additional carbon ring atoms may be substituted with one or two substituents selected from hydrogen, hydroxy, C_1-C_3 hydroxyalkyl, oxo, C_2-C_4 acyl,

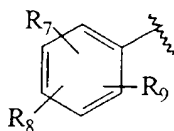
C₁-C₃alkyl, C₃-C₄alkylcarboxy, C₁-C₃alkoxy, C₁-C₂₀alkanoyloxy, or may be substituted to form a spiro five- or six-membered heterocyclic ring containing one or two heteroatoms selected from oxygen and sulfur; and any two adjacent additional carbon ring atoms may be fused to a C₃-C₈carbocyclic ring, and any one or more of the additional nitrogen ring atoms may be substituted with substituents selected from hydrogen, C₁-C₆alkyl, C₂-C₄acyl, C₂-C₄hydroxyalkyl and C₃-C₈alkoxyalkyl; or

R₁ and R₂, when taken together with the nitrogen atom to which they are directly attached in formula (I), may form a bicyclic ring system selected from 3-azabicyclo[3.2.2]nonan-3-yl, 2-azabicyclo[2.2.2]octan-2-yl, 3-azabicyclo[3.1.0]hexan-3-yl, and 3-azabicyclo[3.2.0]heptan-3-yl;

R₃ and R₄ are independently attached to the cycloalkyl ring shown in formula (I) at other than the 1 and 2 positions and are independently selected from hydrogen, hydroxy, C₁-C₆alkyl, and C₁-C₆alkoxy, and, when both R₃ and R₄ are attached to the same cycloalkane ring atom, may together form a spiro five- or six-membered heterocyclic ring containing one or two heteroatoms selected from oxygen and sulfur;

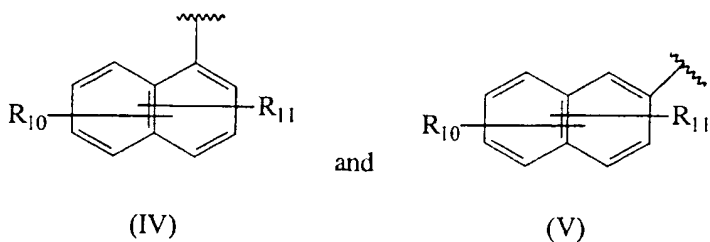
R₅, R₆ and R₁₄ are independently selected from hydrogen, C₁-C₆alkyl, aryl and benzyl, or R₆ and R₁₄, when taken together with the carbon to which they are attached, may form a spiro C₃-C₅cycloalkyl;

A is selected from C₅-C₁₂alkyl, a C₃-C₁₃carbocyclic ring, and ring systems selected from formulae (III), (IV), (V), (VI), (VII) and (VIII):

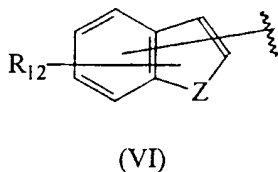


(III)

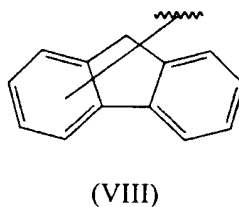
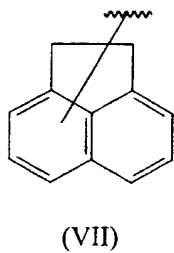
where R₇, R₈ and R₉ are independently selected from bromine, chlorine, fluorine, carboxy, hydrogen, hydroxy, hydroxymethyl, methanesulfonamido, nitro, sulfamyl, trifluoromethyl, C₂-C₇alkanoyloxy, C₁-C₆alkyl, C₁-C₆alkoxy, C₂-C₇alkoxycarbonyl, C₁-C₆thioalkyl, aryl and N(R₁₅,R₁₆) where R₁₅ and R₁₆ are independently selected from hydrogen, acetyl, methanesulfonyl, and C₁-C₆alkyl;



where R₁₀ and R₁₁ are independently selected from bromine, chlorine, fluorine, carboxy, hydrogen, hydroxy, hydroxymethyl, methanesulfonamido, nitro, sulfamyl, trifluoromethyl, C₂-C₇alkanoyloxy, C₁-C₆alkyl, C₁-C₆alkoxy, C₂-C₇alkoxycarbonyl, C₁-C₆thioalkyl, and N(R₁₅,R₁₆) where R₁₅ and R₁₆ are independently selected from hydrogen, acetyl, methanesulfonyl, and C₁-C₆alkyl;



where R₁₂ is selected from bromine, chlorine, fluorine, carboxy, hydrogen, hydroxy, hydroxymethyl, methanesulfonamido, nitro, sulfamyl, trifluoromethyl, C₂-C₇alkanoyloxy, C₁-C₆alkyl, C₁-C₆alkoxy, C₂-C₇alkoxycarbonyl, C₁-C₆thioalkyl, and N(R₁₅,R₁₆) where R₁₅ and R₁₆ are independently selected from hydrogen, acetyl, methanesulfonyl, and C₁-C₆alkyl; and Z is selected from CH, CH₂, O, N and S, where Z may be directly bonded to "X" as shown in formula (I) when Z is CH or N, or Z may be directly bonded to R₁₇ when Z is N, and R₁₇ is selected from hydrogen, C₁-C₆alkyl, C₃-C₈cycloalkyl, aryl and benzyl;



including isolated enantiomeric, diastereomeric and geometric isomers thereof, and mixtures thereof.

2. A compound, or mixture comprising compounds, selected from the group consisting of:

(1R,2R)/(1S,2S)-2-(4-Morpholinyl)-1-(2-naphthalenethoxy)cyclopentane; and
(1R,2R)/(1S,2S)-2-(3-Ketopyrrolidinyl)-1-(2,6-dichlorophenethoxy)cyclopentane,
and pharmaceutically acceptable salts and solvates thereof.

3. A composition comprising a compound according to any one of claims 1 or 2 in combination with a pharmaceutically acceptable carrier, excipient or diluent.

4. Use of a compound according to any one of claims 1 or 2 in a manufacture of a medicament.

5. A compound or composition according to any one of claims 1-3 for use in a method for treating or preventing arrhythmia in a warm-blooded animal.

6. A compound or composition according to any one of claims 1-3 for use in a method for modulating ion channel activity in a warm-blooded animal.

7. A compound or composition according to any one of claims 1-3 for use in a method for modulating ion channel activity *in vitro*.

8. A pharmaceutical composition comprising an amount of a compound according to claims 1 or 2 effective to treat or prevent diseases of the central nervous system in a warm-blooded animal in need of the treatment or prevention, and a pharmaceutically acceptable carrier, diluent, or excipient.

9. A method for treating or preventing diseases of the central nervous system in a warm-blooded animal comprising administering to a warm-blooded animal in need thereof a therapeutically effective amount of a compound according to claims 1 or 2 or a composition according to claim 8.

10. A pharmaceutical composition comprising an amount of a compound according to claims 1 or 2 effective to treat or prevent convulsion in a warm-blooded animal in need of the treatment or prevention, and a pharmaceutically acceptable carrier, diluent, or excipient.

11. A method for treating or preventing convulsion in a warm-blooded animal comprising administering to a warm-blooded animal in need thereof a therapeutically effective amount of a compound according to claims 1 or 2 or a composition according to claim 10.

12. A pharmaceutical composition comprising an amount of a compound according to claims 1 or 2 effective to treat or prevent epileptic spasms in a warm-blooded animal in need of the treatment or prevention, and a pharmaceutically acceptable carrier, diluent, or excipient.

13. A method for treating or preventing epileptic spasms in a warm-blooded animal comprising administering to a warm-blooded animal in need thereof a therapeutically effective amount of a compound according to claims 1 or 2 or a composition according to claim 12.

14. A pharmaceutical composition comprising an amount of a compound according to claims 1 or 2 effective to treat or prevent depression, anxiety or schizophrenia, in a warm-blooded animal in need of the treatment or prevention, and a pharmaceutically acceptable carrier, diluent, or excipient.

15. A method for treating or preventing depression, anxiety or schizophrenia, in a warm-blooded animal comprising administering to a warm-blooded animal in need thereof a therapeutically effective amount of a compound according to claims 1 or 2 or a composition according to claim 14.

16. A pharmaceutical composition comprising an amount of a compound according to claims 1 or 2 effective to treat or prevent Parkinson's disease in a warm-blooded animal in need of the treatment or prevention, and a pharmaceutically acceptable carrier, diluent, or excipient.

17. A method for treating or preventing Parkinson's disease in a warm-blooded animal comprising administering to a warm-blooded animal in need thereof a therapeutically effective amount of a compound according to claims 1 or 2 or a composition according to claim 16.

18. A pharmaceutical composition comprising an amount of a compound according to claims 1 or 2 effective to treat or prevent respiratory disorders in a warm-blooded animal in need of the treatment or prevention, and a pharmaceutically acceptable carrier, diluent, or excipient.

19. A method for treating or preventing respiratory disorders in a warm-blooded animal comprising administering to a warm-blooded animal in need thereof a therapeutically effective amount of a compound according to claims 1 or 2 or a composition according to claim 18.

20. A pharmaceutical composition comprising an amount of a compound according to claims 1 or 2 effective to treat or prevent cystic fibrosis in a warm-blooded animal in need of the treatment or prevention, and a pharmaceutically acceptable carrier, diluent, or excipient.

21. A method for treating or preventing cystic fibrosis in a warm-blooded animal comprising administering to a warm-blooded animal in need thereof a therapeutically effective amount of a compound according to claims 1 or 2 or a composition according to claim 20.

22. A pharmaceutical composition comprising an amount of a compound according to claims 1 or 2 effective to treat or prevent asthma in a warm-blooded animal in need of the treatment or prevention, and a pharmaceutically acceptable carrier, diluent, or excipient.

23. A method for treating or preventing asthma in a warm-blooded animal comprising administering to a warm-blooded animal in need thereof a therapeutically effective amount of a compound according to claims 1 or 2 or a composition according to claim 22.

24. A pharmaceutical composition comprising an amount of a compound according to claims 1 or 2 effective to treat or prevent a cough in a warm-blooded animal in need of the treatment or prevention, and a pharmaceutically acceptable carrier, diluent, or excipient.

25. A method for treating or preventing a cough in a warm-blooded animal comprising administration of a therapeutically effective amount of a compound according to claims 1 or 2 or a composition according to claim 24.

26. A pharmaceutical composition comprising an amount of a compound according to claims 1 or 2 effective to treat or prevent inflammation in a warm-blooded animal in need of the treatment or prevention, and a pharmaceutically acceptable carrier, diluent, or excipient.

27. A method for treating or preventing inflammation in a warm-blooded animal comprising administering to a warm-blooded animal in need thereof a therapeutically effective amount of a compound according to claims 1 or 2 or a composition according to claim 26.

28. A pharmaceutical composition comprising an amount of a compound according to claims 1 or 2 effective to treat or prevent arthritis in a warm-blooded animal in need of the treatment or prevention, and a pharmaceutically acceptable carrier, diluent, or excipient.

29. A method for treating or preventing arthritis in a warm-blooded animal comprising administering to a warm-blooded animal in need thereof a therapeutically effective amount of a compound according to claims 1 or 2 or a composition according to claim 28.

30. A pharmaceutical composition comprising an amount of a compound according to claims 1 or 2 effective to treat or prevent allergies in a warm-blooded animal in need of the treatment or prevention, and a pharmaceutically acceptable carrier, diluent, or excipient.

31. A method for treating or preventing allergies in a warm-blooded animal comprising administering to a warm-blooded animal in need thereof a therapeutically effective amount of a compound according to claims 1 or 2 or a composition according to claim 30.

32. A pharmaceutical composition comprising an amount of a compound according to claims 1 or 2 effective to treat or prevent gastrointestinal disorders in a warm-blooded animal in need of the treatment or prevention, and a pharmaceutically acceptable carrier, diluent, or excipient.

33. A method for treating or preventing gastrointestinal disorders in a warm-blooded animal comprising administering to a warm-blooded animal in need thereof a therapeutically effective amount of a compound according to claims 1 or 2 or a composition according to claim 32.

34. A pharmaceutical composition comprising an amount of a compound according to claims 1 or 2 effective to treat or prevent urinary incontinence in a warm-blooded animal in need of the treatment or prevention, and a pharmaceutically acceptable carrier, diluent, or excipient.

35. A method for treating or preventing urinary incontinence in a warm-blooded animal comprising administering to a warm-blooded animal in need thereof a therapeutically effective amount of a compound according to claims 1 or 2 or a composition according to claim 34.

36. A pharmaceutical composition comprising an amount of a compound according to claims 1 or 2 effective to treat or prevent irritable bowel syndrome in a warm-blooded animal in need of the treatment or prevention, and a pharmaceutically acceptable carrier, diluent, or excipient.

37. A method for treating or preventing irritable bowel syndrome in a warm-blooded animal comprising administering to a warm-blooded animal in need thereof a therapeutically effective amount of a compound according to claims 1 or 2 or a composition according to claim 36.

38. A pharmaceutical composition comprising an amount of a compound according to claims 1 or 2 effective to treat or prevent cardiovascular diseases in a warm-blooded animal in need of the treatment or prevention, and a pharmaceutically acceptable carrier, diluent, or excipient.

39. A method for treating or preventing cardiovascular diseases in a warm-blooded animal comprising administering to a warm-blooded animal in need thereof a therapeutically effective amount of a compound according to claims 1 or 2 or a composition according to claim 38.

40. A pharmaceutical composition comprising an amount of a compound according to claims 1 or 2 effective to treat or prevent cerebral or myocardial ischemias in a warm-blooded animal in need of the treatment or prevention, and a pharmaceutically acceptable carrier, diluent, or excipient.

41. A method for treating or preventing cerebral or myocardial ischemias in a warm-blooded animal comprising administering to a warm-blooded animal in need thereof a therapeutically effective amount of a compound according to claims 1 or 2 or a composition according to claim 40.

42. A pharmaceutical composition comprising an amount of a compound according to claims 1 or 2 effective to treat or prevent hypertension in a warm-blooded animal in need of the treatment or prevention, and a pharmaceutically acceptable carrier, diluent, or excipient.

43. A method for treating or preventing hypertension in a warm-blooded animal comprising administering to a warm-blooded animal in need thereof a therapeutically effective amount of a compound according to claims 1 or 2 or a composition according to claim 42.

44. A pharmaceutical composition comprising an amount of a compound according to claims 1 or 2 effective to treat or prevent long-QT syndrome in a warm-blooded animal in need of the treatment or prevention, and a pharmaceutically acceptable carrier, diluent, or excipient.

45. A method for treating or preventing long-QT syndrome in a warm-blooded animal comprising administering to a warm-blooded animal in need thereof a therapeutically effective amount of a compound according to claims 1 or 2 or a composition according to claim 44.

46. A pharmaceutical composition comprising an amount of a compound according to claims 1 or 2 effective to treat or prevent stroke in a warm-blooded animal in need of the treatment or prevention, and a pharmaceutically acceptable carrier, diluent, or excipient.

47. A method for treating or preventing stroke in a warm-blooded animal comprising administering to a warm-blooded animal in need thereof a therapeutically effective amount of a compound according to claims 1 or 2 or a composition according to claim 46.

48. A pharmaceutical composition comprising an amount of a compound according to claims 1 or 2 effective to treat or prevent migraine in a warm-blooded animal in need of the treatment or prevention, and a pharmaceutically acceptable carrier, diluent, or excipient.

49. A method for treating or preventing migraine in a warm-blooded animal comprising administering to a warm-blooded animal in need thereof a therapeutically effective amount of a compound according to claims 1 or 2 or a composition according to claim 48.

50. A pharmaceutical composition comprising an amount of a compound according to claims 1 or 2 effective to treat or prevent ophthalmic diseases in a warm-blooded animal in need of the treatment or prevention, and a pharmaceutically acceptable carrier, diluent, or excipient.

51. A method for treating or preventing ophthalmic diseases in a warm-blooded animal comprising administering to a warm-blooded animal in need thereof a therapeutically effective amount of a compound according to claims 1 or 2 or a composition according to claim 50.

52. A pharmaceutical composition comprising an amount of a compound according to claims 1 or 2 effective to treat or prevent diabetes mellitus in a warm-blooded animal in need of the treatment or prevention, and a pharmaceutically acceptable carrier, diluent, or excipient.

53. A method for treating or preventing diabetes mellitus in a warm-blooded animal comprising administering to a warm-blooded animal in need thereof a therapeutically effective amount of a compound according to claims 1 or 2 or a composition according to claim 52.

54. A pharmaceutical composition comprising an amount of a compound according to claims 1 or 2 effective to treat or prevent myopathies in a warm-blooded animal in need of the treatment or prevention, and a pharmaceutically acceptable carrier, diluent, or excipient.

55. A method for treating or preventing myopathies in a warm-blooded animal comprising administering to a warm-blooded animal in need thereof a therapeutically effective amount of a compound according to claims 1 or 2 or a composition according to claim 54.

56. A pharmaceutical composition comprising an amount of a compound according to claims 1 or 2 effective to treat or prevent Becker's myotonia in a warm-blooded animal in need of the treatment or prevention, and a pharmaceutically acceptable carrier, diluent, or excipient.

57. A method for treating or preventing Becker's myotonia in a warm-blooded animal comprising administering to a warm-blooded animal in need thereof a therapeutically effective amount of a compound according to claims 1 or 2 or a composition according to claim 56.

58. A pharmaceutical composition comprising an amount of a compound according to claims 1 or 2 effective to treat or prevent myasthenia gravis in a warm-blooded animal in need of the treatment or prevention, and a pharmaceutically acceptable carrier, diluent, or excipient.

59. A method for treating or preventing myasthenia gravis in a warm-blooded animal comprising administering to a warm-blooded animal in need thereof a therapeutically effective amount of a compound according to claims 1 or 2 or a composition according to claim 58.

60. A pharmaceutical composition comprising an amount of a compound according to claims 1 or 2 effective to treat or prevent paramyotonia congenita in a warm-blooded animal in need of the treatment or prevention, and a pharmaceutically acceptable carrier, diluent, or excipient.

61. A method for treating or preventing paramyotonia congenita in a warm-blooded animal comprising administering to a warm-blooded animal in need thereof a therapeutically effective amount of a compound according to claims 1 or 2 or a composition according to claim 60.

62. A pharmaceutical composition comprising an amount of a compound according to claims 1 or 2 effective to treat or prevent malignant hyperthermia in a warm-blooded animal in need of the treatment or prevention, and a pharmaceutically acceptable carrier, diluent, or excipient.

63. A method for treating or preventing malignant hyperthermia in a warm-blooded animal comprising administering to a warm-blooded animal in need thereof a therapeutically effective amount of a compound according to claims 1 or 2 or a composition according to claim 62.

64. A pharmaceutical composition comprising an amount of a compound according to claims 1 or 2 effective to treat or prevent hyperkalemic periodic paralysis in a warm-blooded animal in need of the treatment or prevention, and a pharmaceutically acceptable carrier, diluent, or excipient.

65. A method for treating or preventing hyperkalemic periodic paralysis in a warm-blooded animal comprising administering to a warm-blooded animal in need thereof a therapeutically effective amount of a compound according to claims 1 or 2 or a composition according to claim 64.

66. A pharmaceutical composition comprising an amount of a compound according to claims 1 or 2 effective to treat or prevent Thomsen's myotonia in a warm-blooded animal in need of the treatment or prevention, and a pharmaceutically acceptable carrier, diluent, or excipient.

67. A method for treating or preventing Thomsen's myotonia in a warm-blooded animal comprising administering to a warm-blooded animal in need thereof a therapeutically effective amount of a compound according to claims 1 or 2 or a composition according to claim 66.

68. A pharmaceutical composition comprising an amount of a compound according to claims 1 or 2 effective to treat or prevent autoimmune disorders in a warm-blooded animal in need of the treatment or prevention, and a pharmaceutically acceptable carrier, diluent, or excipient.

69. A method for treating or preventing autoimmune disorders in a warm-blooded animal comprising administering to a warm-blooded animal in need thereof a therapeutically effective amount of a compound according to claims 1 or 2 or a composition according to claim 68.

70. A pharmaceutical composition comprising an amount of a compound according to claims 1 or 2 effective to treat or prevent graft rejection in organ transplantation or bone marrow transplantation in a warm-blooded animal in need of the treatment or prevention, and a pharmaceutically acceptable carrier, diluent, or excipient.

71. A method for treating or preventing graft rejection in organ transplantation or bone marrow transplantation in a warm-blooded animal comprising administering to a warm-blooded animal in need thereof a therapeutically effective amount of a compound according to claims 1 or 2 or a composition according to claim 70.

72. A pharmaceutical composition comprising an amount of a compound according to claims 1 or 2 effective to produce local analgesia or anesthesia in a warm-blooded animal in need thereof, and a pharmaceutically acceptable carrier, diluent, or excipient.

73. A method for producing local analgesia or anesthesia in a warm-blooded animal in need thereof comprising administering to a warm-blooded animal in need thereof a therapeutically effective amount of a compound according to claims 1 or 2 or a composition according to claim 72.

74. A pharmaceutical composition comprising an amount of a compound according to claims 1 or 2 effective to treat or prevent heart failure in a warm-blooded animal in need of the treatment or prevention, and a pharmaceutically acceptable carrier, diluent, or excipient.

75. A method for treating or preventing heart failure in a warm-blooded animal comprising administering to a warm-blooded animal in need thereof a therapeutically effective amount of a compound according to claims 1 or 2 or a composition according to claim 74.

76. A pharmaceutical composition comprising an amount of a compound according to claims 1 or 2 effective to treat or prevent hypotension in a warm-blooded animal in need of the treatment or prevention, and a pharmaceutically acceptable carrier, diluent, or excipient.

77. A method for treating or preventing hypotension in a warm-blooded animal comprising administering to a warm-blooded animal in need thereof a therapeutically effective amount of a compound according to claims 1 or 2 or a composition according to claim 76.

78. A pharmaceutical composition comprising an amount of a compound according to claims 1 or 2 effective to treat or prevent Alzheimer's disease in a warm-blooded animal in need of the treatment or prevention, and a pharmaceutically acceptable carrier, diluent, or excipient.

79. A method for treating or preventing Alzheimer's disease in a warm-blooded animal comprising administering to a warm-blooded animal in need thereof a therapeutically effective amount of a compound according to claims 1 or 2 or a composition according to claim 78.

80. A pharmaceutical composition comprising an amount of a compound according to claims 1 or 2 effective to treat or prevent dementia in a warm-blooded animal in need of the treatment or prevention, and a pharmaceutically acceptable carrier, diluent, or excipient.

81. A method for treating or preventing dementia in a warm-blooded animal comprising administering to a warm-blooded animal in need thereof a therapeutically effective amount of a compound according to claims 1 or 2 or a composition according to claim 80.

82. A pharmaceutical composition comprising an amount of a compound according to claims 1 or 2 effective to treat or prevent alopecia in a warm-blooded animal in need of the treatment or prevention, and a pharmaceutically acceptable carrier, diluent, or excipient.

83. A method for treating or preventing alopecia in a warm-blooded animal comprising administering to a warm-blooded animal in need thereof a therapeutically effective amount of a compound according to claims 1 or 2 or a composition according to claim 82.

84. A pharmaceutical composition comprising an amount of a compound according to claims 1 or 2 effective to enhance libido in a warm-blooded animal in need thereof, and a pharmaceutically acceptable carrier, diluent, or excipient.

85. A method for enhancing libido in a warm-blooded animal in need thereof comprising administering to a warm-blooded animal in need thereof an enhancing amount of a compound according to claims 1 or 2 or a composition according to claim 84.

1/4

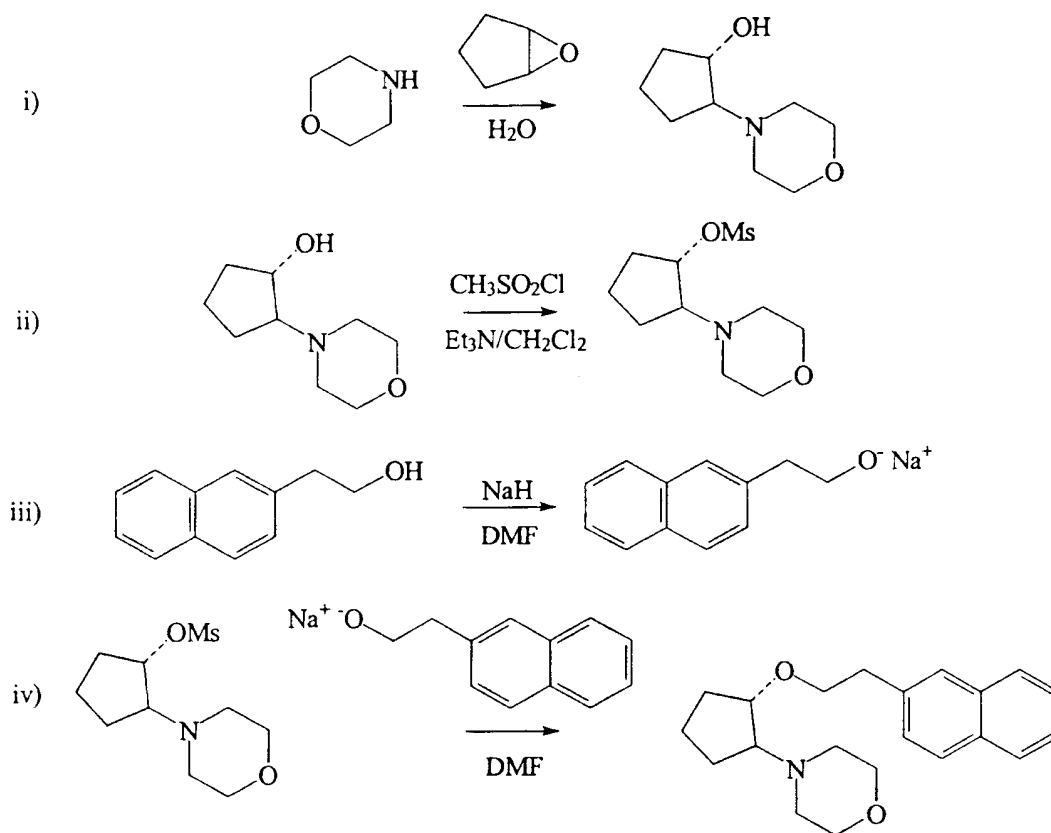


FIGURE 1

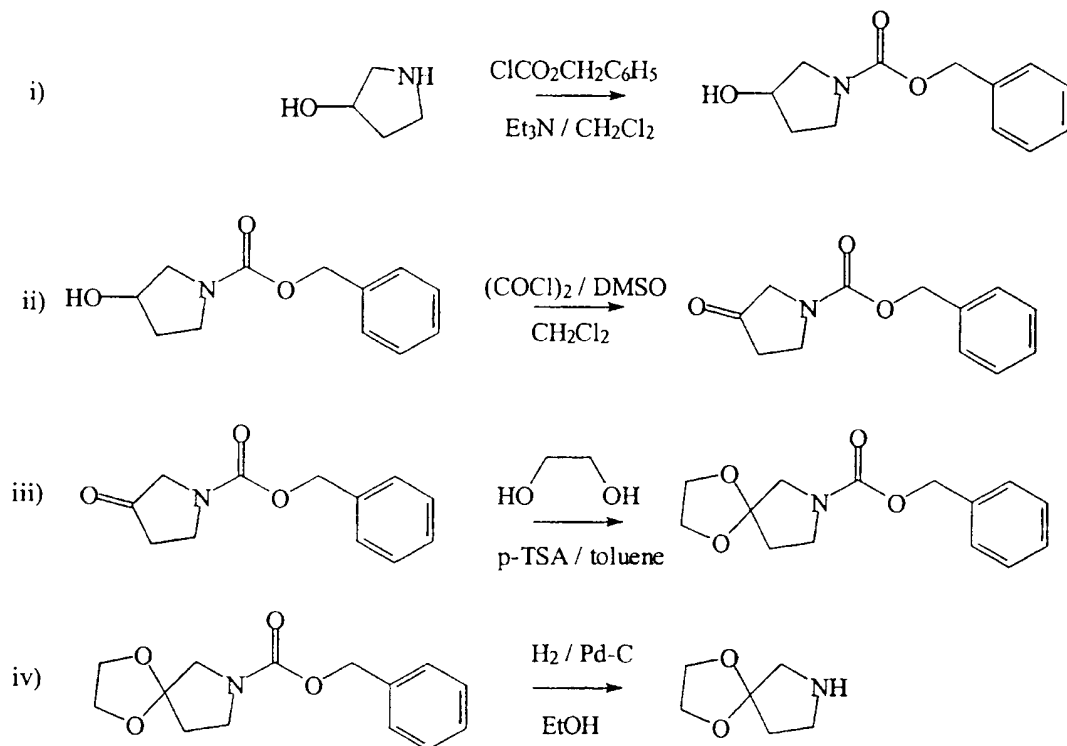
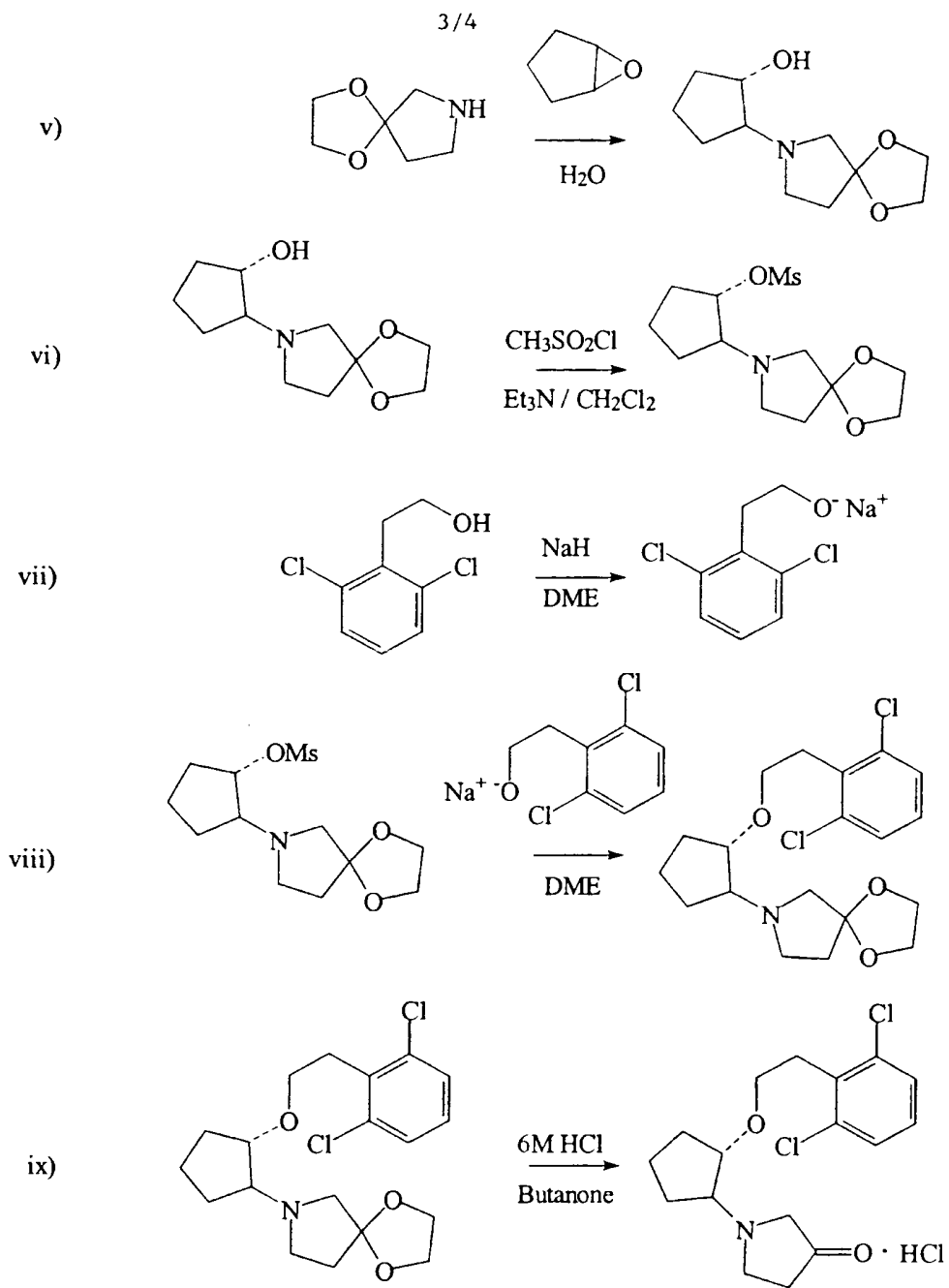


FIGURE 2A



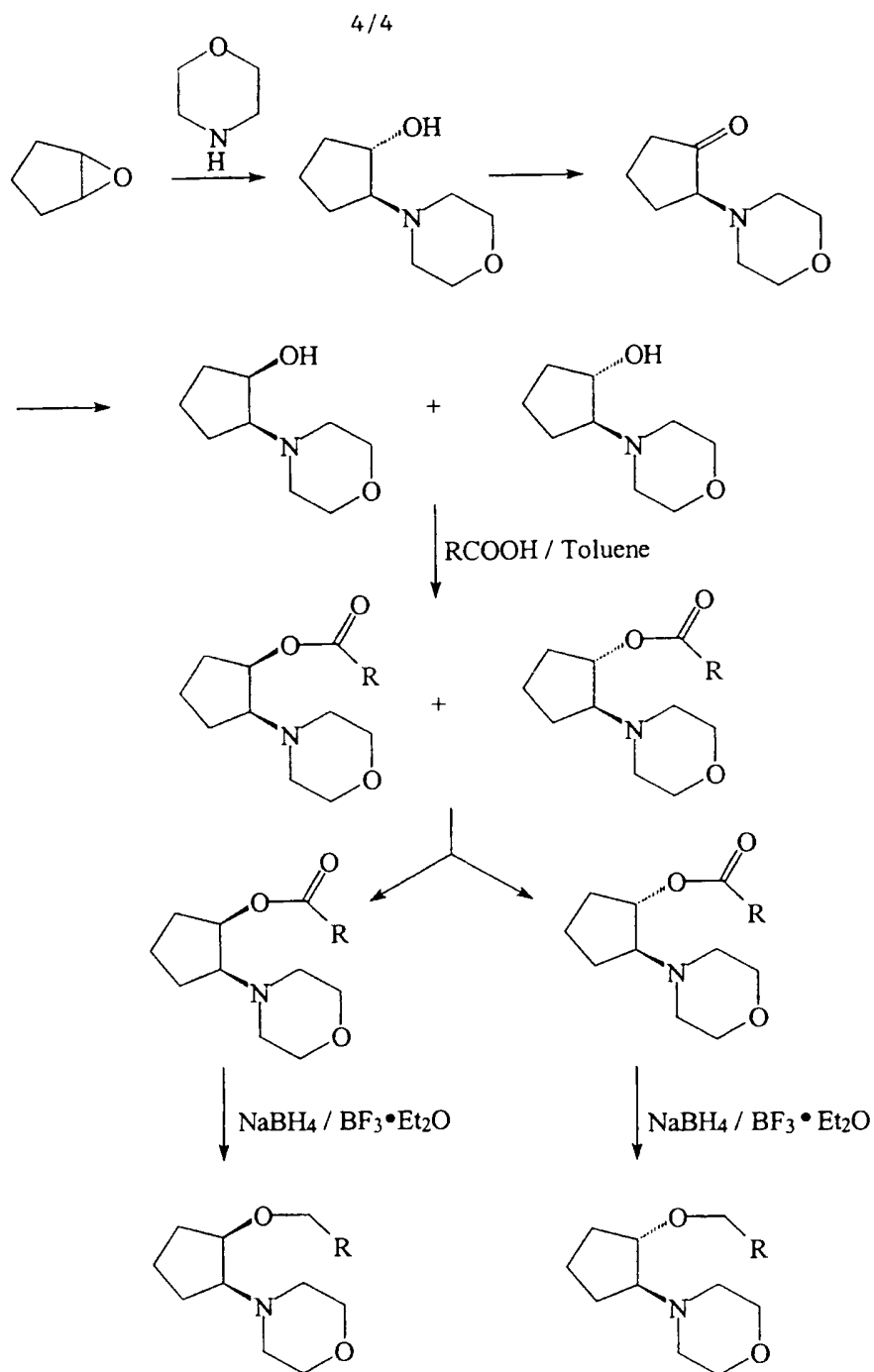


FIGURE 3

(12) INTERNATIONAL APPLICATION PUBLISHED UNDER THE PATENT COOPERATION TREATY (PCT)

(19) World Intellectual Property Organization
International Bureau



(43) International Publication Date
17 August 2000 (17.08.2000)

PCT

(10) International Publication Number
WO 00/47547 A3

- (51) International Patent Classification⁷: C07D 295/096, 207/24, 217/06, 217/04
8591 Blundell Road #21, Richmond, British Columbia V6Y 1K2 (CA).
- (21) International Application Number: PCT/CA00/00117
(74) Agents: NASSIF, Omar, A. et al.; Gowling Lafleur Henderson LLP, Suite 4900, Commerce Court West, Toronto, Ontario M5L 1J3 (CA).
- (22) International Filing Date: 10 February 2000 (10.02.2000)
- (25) Filing Language: English
(81) Designated States (national): AE, AL, AM, AT, AU, AZ, BA, BB, BG, BR, BY, CA, CH, CN, CR, CU, CZ, DE, DK, DM, EE, ES, FI, GB, GD, GE, GH, GM, HR, HU, ID, IL, IN, IS, JP, KE, KG, KP, KR, KZ, LC, LK, LR, LS, LT, LU, LV, MA, MD, MG, MK, MN, MW, MX, NO, NZ, PL, PT, RO, RU, SD, SE, SG, SI, SK, SL, TJ, TM, TR, TT, TZ, UA, UG, US, UZ, VN, YU, ZA, ZW.
- (26) Publication Language: English
(84) Designated States (regional): ARIPO patent (GH, GM, KE, LS, MW, SD, SL, SZ, TZ, UG, ZW), Eurasian patent (AM, AZ, BY, KG, KZ, MD, RU, TJ, TM), European patent (AT, BE, CH, CY, DE, DK, ES, FI, FR, GB, GR, IE, IT, LU, MC, NL, PT, SE), OAPI patent (BF, BJ, CF, CG, CI, CM, GA, GN, GW, ML, MR, NE, SN, TD, TG).
- (30) Priority Data:
60/119,887 12 February 1999 (12.02.1999) US
- (71) Applicant (for all designated States except US): NOR-TRAN PHARMACEUTICALS INC. [CA/CA]; 3650 Wesbrook Mall, Vancouver, British Columbia V6S 2L2 (CA).
- (72) Inventors; and
(75) Inventors/Applicants (for US only): BEATCH, Gregory, N. [CA/CA]; 3393 West 27th Avenue, Vancouver, British Columbia V6S 1P5 (CA). PLOUVIER, Bertrand, M., C. [CA/CA]; #218 - 3760 West 10th Avenue, Vancouver, British Columbia V6R 2G4 (CA). WALKER, Michael, J., A. [CA/CA]; 5176 Connaught Drive, Vancouver, British Columbia V6M 3G3 (CA). WALL, Richard, A. [CA/CA]; 3181 West 24th Avenue, Vancouver, British Columbia V6L 1R7 (CA). ZOLOTROY, Alexander, B. [IL/CA];
- Published:
— With international search report.
- (88) Date of publication of the international search report:
14 December 2000
- For two-letter codes and other abbreviations, refer to the "Guidance Notes on Codes and Abbreviations" appearing at the beginning of each regular issue of the PCT Gazette.



WO 00/47547 A3

(54) Title: CYCLOALKYL AMINE COMPOUNDS AND USES THEREOF

(57) Abstract: Aminocycloalkyl compounds are disclosed. The compounds of the present invention may be incorporated in compositions and kits. The present invention also discloses a variety of *in vitro* and *in vivo* uses for the compounds and compositions, including the treatment of arrhythmia and the production of local analgesia and anesthesia.

INTERNATIONAL SEARCH REPORT

International Application No

T, CA 00/00117

A. CLASSIFICATION OF SUBJECT MATTER

IPC 7 C07D295/096 C07D207/24 C07D217/06 C07D217/04

According to International Patent Classification (IPC) or to both national classification and IPC

B. FIELDS SEARCHED

Minimum documentation searched (classification system followed by classification symbols)

IPC 7 C07D C07C

Documentation searched other than minimum documentation to the extent that such documents are included in the fields searched

Electronic data base consulted during the international search (name of data base and, where practical, search terms used)

CHEM ABS Data, EPO-Internal

C. DOCUMENTS CONSIDERED TO BE RELEVANT

Category *	Citation of document, with indication, where appropriate, of the relevant passages	Relevant to claim No.
X	WO 96 23894 A (BASF AG) 8 August 1996 (1996-08-08) example 4	1
X	--- CHEMICAL ABSTRACTS, vol. 89, no. 15, 9 October 1978 (1978-10-09) Columbus, Ohio, US; abstract no. 129113f, ORTH D ET AL: "Cyclopentane-1-amines" page 555; column 1; XP002901044 abstract & DE 2 658 401 A (MERCK PATENT GMBH) --- -/--	1,3,4,20

Further documents are listed in the continuation of box C.

Patent family members are listed in annex.

* Special categories of cited documents :

- *A* document defining the general state of the art which is not considered to be of particular relevance
- *E* earlier document but published on or after the international filing date
- *L* document which may throw doubts on priority claim(s) or which is cited to establish the publication date of another citation or other special reason (as specified)
- *O* document referring to an oral disclosure, use, exhibition or other means
- *P* document published prior to the international filing date but later than the priority date claimed

- *T* later document published after the international filing date or priority date and not in conflict with the application but cited to understand the principle or theory underlying the invention
- *X* document of particular relevance; the claimed invention cannot be considered novel or cannot be considered to involve an inventive step when the document is taken alone
- *Y* document of particular relevance; the claimed invention cannot be considered to involve an inventive step when the document is combined with one or more other such documents, such combination being obvious to a person skilled in the art.
- *Z* document member of the same patent family

Date of the actual completion of the international search

26 April 2000

Date of mailing of the international search report

28 AUG 2000

Name and mailing address of the ISA

European Patent Office, P.B. 5818 Patentlaan 2
NL - 2280 HV Rijswijk
Tel. (+31-70) 340-2040, Tx. 31 651 epo nl,
Fax: (+31-70) 340-3016

Authorized officer

Hammer

INTERNATIONAL SEARCH REPORT

International Application No

T, JA 00/00117

C.(Continuation) DOCUMENTS CONSIDERED TO BE RELEVANT

Category *	Citation of document, with indication, where appropriate, of the relevant passages	Relevant to claim No.
X	CHEMICAL ABSTRACTS, vol. 129, no. 17, 26 October 1998 (1998-10-26) Columbus, Ohio, US; abstract no. 216472k, CROTTI P ET AL: "Regiochemical control of the ring-opening of epoxides by means of chelating processes. Part 13. Syntheses and ring-opening reactions of the diastereoisomeric cis- and transepoxydes derived from 3-(benzyloxy)cyclopentene and 2-(benzyloxy)-2,5-dihydrofuran" page 662; column 2; XP002901045 abstract & EUR.J.ORG.CHEM., no. 8, 1998, pages 1675-1686, ---	1
X	CHEMICAL ABSTRACTS, vol. 115, no. 5, 5 August 1991 (1991-08-05) Columbus, Ohio, US; abstract no. 50215n, MORISAWA Y ET AL: "Preparation of fluorocarboyclic nucleosides as antitumor agents" page 904; column 2; XP002901046 abstract & JP 02 270864 A (JPN KOKAI TOKKYO KOHO) 5 November 1990 (1990-11-05) ---	1,3,4
A	DE 22 59 260 A (MERCK PATENT GMBH) 6 June 1974 (1974-06-06) formula I ---	1,3,4
A	WO 94 14435 A (RHONE-POULENC RORER PHARMACEUTICALS INC) 7 July 1994 (1994-07-07) examples 4-6 ---	1,3,4
A	DE 35 17 901 A (GLAXO GROUP LTD) 12 December 1985 (1985-12-12) formula I -----	1,3,4, 18,20, 22,30

INTERNATIONAL SEARCH REPORT

International application No.

PCT/CA 00/00117

Box I Observations where certain claims were found unsearchable (Continuation of item 1 of first sheet)

This international search report has not been established in respect of certain claims under Article 17(2)(a) for the following reasons:

1. Claims Nos.: 9, 11, 13, 15, 17, 19, 21, 23, 25, 27, 29, 31, 33, 35, 37, 39, 41, 43, 45, 47, 49, 51, 53, 55, 57, 59, 61, 63, 65, 67, 69, 71, 73, 75, 77, 79, 81, 83 and 85.
because they relate to subject matter not required to be searched by this Authority, namely:

Remark: Although above cited claims are directed to a method for treatment of the human or animal body by therapy (see Rule 39.1(iv) PCT) the search report has been carried out and based on the alleged effects of the compound/composition.

2. Claims Nos.:
because they relate to parts of the international application that do not comply with the prescribed requirements to such an extent that no meaningful international search can be carried out, specifically:

3. Claims Nos.:
because they are dependent claims and are not drafted in accordance with the second and third sentences of Rule 6.4(a).

Box II Observations where unity of invention is lacking (Continuation of item 2 of first sheet)

This International Searching Authority found multiple inventions in this international application, as follows:

1. As all required additional search fees were timely paid by the applicant, this international search report covers all searchable claims.
2. As all searchable claims could be searched without effort justifying an additional fee, this Authority did not invite payment of any additional fee.
3. As only some of the required additional search fees were timely paid by the applicant, this international search report covers only those claims for which fees were paid, specifically claims Nos.:
4. No required additional search fees were timely paid by the applicant. Consequently, this international search report is restricted to the invention first mentioned in the claims; it is covered by claims Nos.:

Remark on Protest

 The additional search fees were accompanied by the applicant's protest. No protest accompanied the payment of additional search fees.

INTERNATIONAL SEARCH REPORT

on patent family members

International Application No

/ CA 00/00117

Patent document cited in search report		Publication date	Patent family member(s)	Publication date
WO 9623894	A	08-08-1996	DE 19523151 A	14-08-1996
			CA 2210519 A	08-08-1996
			CN 1172504 A	04-02-1998
			EP 0801683 A	22-10-1997
			JP 10512759 T	08-12-1998

JP 02270864	A	05-11-1990	NONE	

DE 2259260	A	06-06-1974	NONE	

WO 9414435	A	07-07-1994	US 5451596 A	19-09-1995
			AU 6080694 A	19-07-1994
			CA 2152912 A	07-07-1994
			EP 0676960 A	18-10-1995
			JP 8505847 T	25-06-1996

DE 3517901	A	12-12-1985	AU 580777 B	02-02-1989
			AU 4262585 A	21-11-1985
			BE 902450 A	18-11-1985
			CA 1243020 A	11-10-1988
			CH 667646 A	31-10-1988
			DK 218985 A	19-11-1985
			FR 2564464 A	22-11-1985
			GB 2159816 A, B	11-12-1985
			IL 75230 A	31-07-1989
			IT 1180748 B	23-09-1987
			JP 61027976 A	07-02-1986
			NL 8501429 A	16-12-1985
			NZ 212108 A	28-10-1988
			SE 8502455 A	19-11-1985
			US 4880800 A	14-11-1989
			ZA 8503755 A	28-01-1987

PCT

WIPO FCI

INTERNATIONAL PRELIMINARY EXAMINATION REPORT



(PCT Article 36 and Rule 70)

Applicant's or agent's file reference FB9520 E14683WO-JVG/	FOR FURTHER ACTION		See Notification of Transmittal of International Preliminary Examination Report (Form PCT/IPEA/416)
International application No. PCT/CA00/00117	International filing date (day/month/year) 10/02/2000	Priority date (day/month/year) 12/02/1999	
International Patent Classification (IPC) or national classification and IPC C07C217/00			
Applicant NORTRAN PHARMACEUTICALS INC.			

- This international preliminary examination report has been prepared by this International Preliminary Examining Authority and is transmitted to the applicant according to Article 36.
- This REPORT consists of a total of 8 sheets, including this cover sheet.
 - This report is also accompanied by ANNEXES, i.e. sheets of the description, claims and/or drawings which have been amended and are the basis for this report and/or sheets containing rectifications made before this Authority (see Rule 70.16 and Section 607 of the Administrative Instructions under the PCT).

These annexes consist of a total of sheets.

- This report contains indications relating to the following items:
 - I Basis of the report
 - II Priority
 - III Non-establishment of opinion with regard to novelty, inventive step and industrial applicability
 - IV Lack of unity of invention
 - V Reasoned statement under Article 35(2) with regard to novelty, inventive step or industrial applicability; citations and explanations supporting such statement
 - VI Certain documents cited
 - VII Certain defects in the international application
 - VIII Certain observations on the international application

Date of submission of the demand 12/09/2000	Date of completion of this report 20.04.2001
Name and mailing address of the international preliminary examining authority:  European Patent Office D-80298 Munich Tel. +49 89 2399 - 0 Tx: 523656 epmu d Fax: +49 89 2399 - 4465	Authorized officer Bueno Torres, M Telephone No. +49 89 2399 8290 

**INTERNATIONAL PRELIMINARY
EXAMINATION REPORT**

International application No. PCT/CA00/00117

I. Basis of the report

1. With regard to the **elements** of the international application (*Replacement sheets which have been furnished to the receiving Office in response to an invitation under Article 14 are referred to in this report as "originally filed" and are not annexed to this report since they do not contain amendments (Rules 70.16 and 70.17)*):

Description, pages:

1-38 as originally filed

Claims, No.:

1-85 as originally filed

Drawings, sheets:

1-4 as originally filed

2. With regard to the **language**, all the elements marked above were available or furnished to this Authority in the language in which the international application was filed, unless otherwise indicated under this item.

These elements were available or furnished to this Authority in the following language: , which is:

- the language of a translation furnished for the purposes of the international search (under Rule 23.1(b)).
- the language of publication of the international application (under Rule 48.3(b)).
- the language of a translation furnished for the purposes of international preliminary examination (under Rule 55.2 and/or 55.3).

3. With regard to any **nucleotide and/or amino acid sequence** disclosed in the international application, the international preliminary examination was carried out on the basis of the sequence listing:

- contained in the international application in written form.
- filed together with the international application in computer readable form.
- furnished subsequently to this Authority in written form.
- furnished subsequently to this Authority in computer readable form.
- The statement that the subsequently furnished written sequence listing does not go beyond the disclosure in the international application as filed has been furnished.
- The statement that the information recorded in computer readable form is identical to the written sequence listing has been furnished.

4. The amendments have resulted in the cancellation of:

- the description, pages:
- the claims, Nos.:

**INTERNATIONAL PRELIMINARY
EXAMINATION REPORT**

International application No. PCT/CA00/00117

- the drawings, sheets:
5. This report has been established as if (some of) the amendments had not been made, since they have been considered to go beyond the disclosure as filed (Rule 70.2(c)):
(Any replacement sheet containing such amendments must be referred to under item 1 and annexed to this report.)
6. Additional observations, if necessary:

III. Non-establishment of opinion with regard to novelty, inventive step and industrial applicability

1. The questions whether the claimed invention appears to be novel, to involve an inventive step (to be non-obvious), or to be industrially applicable have not been examined in respect of:
- the entire international application.
- claims Nos. 9, 11, 13, 15, 17, 19, 21, 23, 25, 27, 29, 31, 33, 35, 37, 39, 41, 43, 45, 47, 49, 51, 53, 55, 57, 59, 61, 63, 65, 67, 69, 71, 73, 75, 77, 79, 81, 83, 85 .

because:

- the said international application, or the said claims Nos. 9, 11, 13, 15, 17, 19, 21, 23, 25, 27, 29, 31, 33, 35, 37, 39, 41, 43, 45, 47, 49, 51, 53, 55, 57, 59, 61, 63, 65, 67, 69, 71, 73, 75, 77, 79, 81, 83, 85 relate to the following subject matter which does not require an international preliminary examination (*specify*):
see separate sheet
- the description, claims or drawings (*indicate particular elements below*) or said claims Nos. are so unclear that no meaningful opinion could be formed (*specify*):
- the claims, or said claims Nos. are so inadequately supported by the description that no meaningful opinion could be formed.
- no international search report has been established for the said claims Nos. .
2. A meaningful international preliminary examination cannot be carried out due to the failure of the nucleotide and/or amino acid sequence listing to comply with the standard provided for in Annex C of the Administrative Instructions:
- the written form has not been furnished or does not comply with the standard.
- the computer readable form has not been furnished or does not comply with the standard.

V. Reasoned statement under Article 35(2) with regard to novelty, inventive step or industrial applicability; citations and explanations supporting such statement

1. Statement

**INTERNATIONAL PRELIMINARY
EXAMINATION REPORT**

International application No. PCT/CA00/00117

Novelty (N)	Yes:	Claims	2, 9, 11, 13, 15, 17, 19, 21, 23, 25, 27, 29, 31, 33, 35, 37, 41, 43, 45, 47, 49, 51, 53, 55, 57, 59, 61, 63, 65, 67, 69, 71, 73, 75, 77, 79, 81, 83, 85
	No:	Claims	1, 3-8, 10, 12, 14, 16, 18, 20, 22, 24, 26, 28, 30, 32, 34, 36, 38-40, 42, 44, 46, 48, 50, 52, 54, 56, 58, 60, 62, 64, 66, 68, 70, 72, 74, 76, 78, 80, 82, 84
Inventive step (IS)	Yes:	Claims	2
	No:	Claims	1, 3-85
Industrial applicability (IA)	Yes:	Claims	1-8, 10, 12, 14, 16, 18, 20, 22, 24, 26, 28, 30, 32, 34, 36, 38, 40, 42, 44, 46, 48, 50, 52, 54, 56, 58, 60, 62, 64, 66, 68, 70, 72, 74, 76, 78, 80, 82, 84
	No:	Claims	

2. Citations and explanations
see separate sheet

VII. Certain defects in the international application

The following defects in the form or contents of the international application have been noted:
see separate sheet

VIII. Certain observations on the international application

The following observations on the clarity of the claims, description, and drawings or on the question whether the claims are fully supported by the description, are made:
see separate sheet

**INTERNATIONAL PRELIMINARY
EXAMINATION REPORT - SEPARATE SHEET**

International application No. PCT/CA00/00117

III. Claims 9, 11, 13, 15, 17, 19, 21, 23, 25, 27, 29, 3, 33, 35, 37, 39, 41, 43, 45, 47, 49, 51, 53, 55, 57, 59, 61, 63, 65, 67, 69, 71, 73, 75, 77, 79, 81, 83 and 85 relate to subject-matter considered by this Authority to be covered by the provisions of Rule 67.1(iv) PCT. Consequently, no opinion will be formulated with respect to the industrial applicability of the subject-matter of these claims (Article 34(4)(a)(I) PCT).

V. i) The following documents have been taken into consideration:

D1: WO-A- 96 23894

D2: CHEMICAL ABSTRACTS, vol. 89, no. 15, 9 October 1978 (1978-10- 09) Columbus, Ohio, US; abstract no. 129113f, ORTH D ET AL: 'Cyclopentane-1-amines' page 555; column 1; XP002901044 & DE-A- 2 658 401

D3: CHEMICAL ABSTRACTS, vol. 129, no. 17, 26 October 1998 (1998-10- 26) Columbus, Ohio, US; abstract no. 216472k, CROTTI P ET AL: 'Regiochemical control of the ring-opening of epoxides by means of chelating processes. Part 13. Syntheses and ring-opening reactions of the diastereoisomeric cis- and transepoxydes derived from 3-(benzyloxy)cyclopentene and 2-(benzyloxy)-2,5-dihydrofuran' page 662; column 2; XP002901045 & EUR.J.ORG.CHEM., no. 8, 1998, pages 1675-1686,

D4: CHEMICAL ABSTRACTS, vol. 115, no. 5, 5 August 1991 (1991-08-05) Columbus, Ohio, US; abstract no. 50215n, MORISAWA Y ET AL: 'Preparation of fluorocarbo-cyclic nucleosides as antitumor agents' page 904; column 2; XP002901046 & JP 02 270864 A (JPN KOKAI TOKKYO KOHO) 5 November 1990 (1990-11-05)

D5: DE-A- 22 59 260

D6: WO-A- 94 14435

D7: DE-A- 35 17 901

- ii) The subject-matter of claim 1 does not meet the requirements of Art. 33(2)PCT, since it lacks novelty.

The compounds of formula (I) of claim 1 overlap with the disclosure of D1 (see claims 6 and 7, page 4 lines 31-41 and example 4 of D1).

The compounds of formula (I) of claim 1 overlap with the compounds of formula (I), (II) and (IV) disclosed in D2 (DE-A-2658401).

The compounds 26 and 50 disclosed in D3 fall within the definition of claim 1 of the present application.

The term aryl in the present application encompasses also heteroaryl. Therefore, the compounds of formula (I) of claim 1 overlap with the disclosure of D6 (see eg examples 4, 9, 11, example 14, lines 7 and 8 on page 32, example 15, line 1).

In this connection, it should be noted that the compounds of claim 1 wherein R_1 and R_2 when taken together with the nitrogen to which they are attached in formula (I), form a ring of formula (II) appear to be novel vis-à-vis D1, D2, D3 and D6. Furthermore, it is to be stressed that the only two examples given in the description fall within said definition.

Claim 1 of the present application can be considered to be novel vis-à-vis D4, mainly on account of the fact that R_3 and R_4 cannot be fluoro.

Claim 1 of the present application can be considered to be novel vis-à-vis D5 and D7, mainly on account of the meaning of A.

- iii) The problem underlying the invention is considered to be the provision of further compounds having activity as antiarrhythmics and blockers of the sodium channels. In this connection, the applicant has not confirmed that the mode of action of the present compounds is linked with all the heterogeneous pharmacological activities disclosed in claims 9, 11, 13, 15, 17, 19, 21, 23, 25, 27, 29, 33, 35, 37, 39, 41, 43, 45, 47, 49, 51, 53, 55, 57, 59, 61, 63, 65, 67,

**INTERNATIONAL PRELIMINARY
EXAMINATION REPORT - SEPARATE SHEET**

International application No. PCT/CA00/00117

69, 71, 73, 75, 77, 79, 81, 83 and 85. It is to be stressed that, methods claims specifically directed to unrelated activities or to pharmacological properties which are not likely to be shown by the present compounds should have been deleted. The applicant has not commented on this point.

It appears the compounds of D1-D7 have not been disclosed in connection with said pharmacological properties.

In the light of the data given in the description, it appears that said problem has been solved by the two compounds claimed in claim 2 and reasonable generalisations thereof.

However, the following expressions used in the definitions of the substituents in claim 1:

"or may be substituted to form a spiro five- or six-membered heterocyclic ring containing one or two heteroatoms selected from oxygen and sulfur" used in the definition of R_1 and R_2 or

" R_1 and R_2 , when taken together with the nitrogen atom to which they are attached in formula (I), may form a bicyclic ring system selected from 3-azabicyclo[3.2.2]nonan-3-yl, 2-azabicyclo[2.2.2]octan-2-yl, 3-azabicyclo[3.1.0]hexan-3-yl and 3-azabicyclo[3.2.0]heptan-3-yl" or

"when **both** R_3 and R_4 are attached to the same cycloalkane ring atom, may together form a spiro five- or six-membered heterocyclic ring containing one or two heteroatoms selected from oxygen and sulfur" or

" R_6 and R_{14} , when taken together with the carbon to which they are attached, may form a spiro C_3 - C_5 cycloalkyl" and the expression "aryl", which in the present case included also heteroaryl moieties embrace a vast number of possibilities not yet explored by the Applicant. These expressions therefore cover possibilities which are not regarded as obvious modifications of the **two** examples given in the description, which merely relate to compounds wherein n is 1 and R_1 and R_2 are taken together to form a relatively simple monocyclic

ring.

Therefore, in the absence of further experimental support, the present breadth of claim 1 is considered to be speculative and to include possibilities for which it is considered as inherently unlikely that all of them or substantially all of them will have the desired activity as antiarrhythmic and blockers of the sodium channels and will therefore represent a solution to the problem underlying the present application.

Therefore, in the absence of an adequate support for the present scope of claim 1, an inventive step can only be acknowledged for the subject-matter of claim 2 (Art. 33(3)PCT).

It should be borne in mind that only compounds which are suitable for solving the problem underlying the present application can be claimed.

- iv) For the assessment of the present claims 9, 11, 13, 15, 17, 19, 21, 23, 25, 27, 29, 31, 33, 35, 37, 39, 41, 43, 45, 47, 49, 51, 53, 55, 57, 59, 61, 63, 65, 67, 69, 71, 73, 75, 77, 79, 81, 83 and 85 on the question whether they are industrially applicable, no unified criteria exist in the PCT Contracting States. The patentability can also be dependent upon the formulation of the claims. The EPO, for example, does not recognize as industrially applicable the subject-matter of claims to the use of a compound in medical treatment, but may allow, however, claims to a known compound for first use in medical treatment and the use of such a compound for the manufacture of a medicament for a new medical treatment.
- VII. A reference to the documents D1-D7 should have been included in the description according to the requirements of Rule 5.1(a)(ii) PCT.
- VIII. The expression aryl has not been given the usual meaning to the person skilled in the art, since it also encompasses heteroaryl (see page 10 of the description) (Art. 6 PCT).

PATENT COOPERATION TREATY

PCT

INTERNATIONAL SEARCH REPORT

(PCT Article 18 and Rules 43 and 44)

Applicant's or agent's file reference T8465619WO	FOR FURTHER ACTION <small>see Notification of Transmittal of International Search Report (Form PCT/ISA/220) as well as, where applicable, item 5 below.</small>	
International application No. PCT/CA 00/00117	International filing date (day/month/year) 10 February 2000	(PCT) Priority Date (day/month/year) 12 February 1999
Applicant NORTRAN PHARMACEUTICALS INC. et al.		

This international search report has been prepared by this International Searching Authority and is transmitted to the applicant according to Article 18. A copy is being transmitted to the International Bureau.

This international search report consists of a total of 4 sheets.
 It is also accompanied by a copy of each prior art document cited in this report.

1. Certain claims were found unsearchable (see Box I). see Remark!
2. Unity of invention is lacking (see Box II).
3. The international application contains disclosure of a nucleotide and/or amino acid sequence listing and the international search was carried out on the basis of the sequence listing
 - filed with the international application.
 - furnished by the applicant separately from the international application,
 - but not accompanied by a statement to the effect that it did not include matter going beyond the disclosure in the international application as filed.
 - Transcribed by this Authority
4. With regard to the title,
 - the text is approved as submitted by the applicant.
 - the text has been established by this Authority to read as follows:
5. With regard to the abstract,
 - the text is approved as submitted by the applicant.
 - the text has been established, according to Rule 38.2(b), by this Authority as it appears in Box III. The applicant may, within one month from the date of mailing of this international search report, submit comments to this Authority.
6. The figure of the drawings to be published with the abstract is:
 Figure No. _____
 - as suggested by the applicant.
 - because the applicant failed to suggest a figure.
 - because this figure better characterizes the invention. None of the figures.

INTERNATIONAL SEARCH REPORT

International application No.

PCT/CA 00/00117

Box I Observations where certain claims were found unsearchable (Continuation of item 1 of first sheet)

This international search report has not been established in respect of certain claims under Article 17(2)(a) for the following reasons:

1. Claims Nos.: 9, 11, 13, 15, 17, 19, 21, 23, 25, 27, 29, 31, 33, 35, 37, 39, 41, 43, 45, 47, 49, 51, 53, 55, 57, 59, 61, 63, 65, 67, 69, 71, 73, 75, 77, 79, 81, 83 and 85.
because they relate to subject matter not required to be searched by this Authority, namely:
Remark: Although above cited claims are directed to a method for treatment of the human or animal body by therapy (see Rule 39.1(iv) PCT) the search report has been carried out and based on the alleged effects of the compound/composition.
2. Claims Nos.:
because they relate to parts of the international application that do not comply with the prescribed requirements to such an extent that no meaningful international search can be carried out, specifically:
3. Claims Nos.:
because they are dependent claims and are not drafted in accordance with the second and third sentences of Rule 6.4(a).

Box II Observations where unity of invention is lacking (Continuation of item 2 of first sheet)

This International Searching Authority found multiple inventions in this international application, as follows:

1. As all required additional search fees were timely paid by the applicant, this international search report covers all searchable claims.
2. As all searchable claims could be searched without effort justifying an additional fee, this Authority did not invite payment of any additional fee.
3. As only some of the required additional search fees were timely paid by the applicant, this international search report covers only those claims for which fees were paid, specifically claims Nos.:
4. No required additional search fees were timely paid by the applicant. Consequently, this international search report is restricted to the invention first mentioned in the claims; it is covered by claims Nos.:

Remark on Protest

- The additional search fees were accompanied by the applicant's protest.
- No protest accompanied the payment of additional search fees.

INTERNATIONAL SEARCH REPORT

International Application No

PCT/CA 00/00117

A. CLASSIFICATION OF SUBJECT MATTER

IPC 7 C07D295/096 C07D207/24 C07D217/06 C07D217/04

According to International Patent Classification (IPC) or to both national classification and IPC

B. FIELDS SEARCHED

Minimum documentation searched (classification system followed by classification symbols)

IPC 7 C07D C07C

Documentation searched other than minimum documentation to the extent that such documents are included in the fields searched

Electronic data base consulted during the international search (name of data base and, where practical, search terms used)

CHEM ABS Data, EPO-Internal

C. DOCUMENTS CONSIDERED TO BE RELEVANT

Category *	Citation of document, with indication, where appropriate, of the relevant passages	Relevant to claim No.
X	WO 96 23894 A (BASF AG) 8 August 1996 (1996-08-08) example 4	1
X	--- CHEMICAL ABSTRACTS, vol. 89, no. 15, 9 October 1978 (1978-10-09) Columbus, Ohio, US; abstract no. 129113f, ORTH D ET AL: "Cyclopentane-1-amines" page 555; column 1; XP002901044 abstract & DE 2 658 401 A (MERCK PATENT GMBH) --- -/--	1,3,4,20

Further documents are listed in the continuation of box C.

Patent family members are listed in annex.

* Special categories of cited documents :

- *A* document defining the general state of the art which is not considered to be of particular relevance
- *E* earlier document but published on or after the international filing date
- *L* document which may throw doubts on priority claim(s) or which is cited to establish the publication date of another citation or other special reason (as specified)
- *O* document referring to an oral disclosure, use, exhibition or other means
- *P* document published prior to the international filing date but later than the priority date claimed

- *T* later document published after the international filing date or priority date and not in conflict with the application but cited to understand the principle or theory underlying the invention
- *X* document of particular relevance; the claimed invention cannot be considered novel or cannot be considered to involve an inventive step when the document is taken alone
- *Y* document of particular relevance; the claimed invention cannot be considered to involve an inventive step when the document is combined with one or more other such documents, such combination being obvious to a person skilled in the art.
- *Z* document member of the same patent family

Date of the actual completion of the international search

26 April 2000

Date of mailing of the international search report

28 AUG 2000

Name and mailing address of the ISA

European Patent Office, P.B. 5818 Patentlaan 2
NL - 2280 HV Rijswijk
Tel. (+31-70) 340-2040, Tx. 31 651 epo nl,
Fax: (+31-70) 340-3016

Authorized officer

Hammer

INTERNATIONAL SEARCH REPORT

International Application No

PCT/CA 00/00117

C.(Continuation) DOCUMENTS CONSIDERED TO BE RELEVANT

Category °	Citation of document, with indication, where appropriate, of the relevant passages	Relevant to claim No.
X	CHEMICAL ABSTRACTS, vol. 129, no. 17, 26 October 1998 (1998-10-26) Columbus, Ohio, US; abstract no. 216472k, CROTTI P ET AL: "Regiochemical control of the ring-opening of epoxides by means of chelating processes. Part 13. Syntheses and ring-opening reactions of the diastereoisomeric cis- and transepoxydes derived from 3-(benzyloxy)cyclopentene and 2-(benzyloxy)-2,5-dihydrofuran" page 662; column 2; XP002901045 abstract & EUR.J.ORG.CHEM., no. 8, 1998, pages 1675-1686, ---	1
X	CHEMICAL ABSTRACTS, vol. 115, no. 5, 5 August 1991 (1991-08-05) Columbus, Ohio, US; abstract no. 50215n, MORISAWA Y ET AL: "Preparation of fluorocarboyclic nucleosides as antitumor agents" page 904; column 2; XP002901046 abstract & JP 02 270864 A (JPN KOKAI TOKKYO KOHO) 5 November 1990 (1990-11-05) ---	1,3,4
A	DE 22 59 260 A (MERCK PATENT GMBH) 6 June 1974 (1974-06-06) formula I ---	1,3,4
A	WO 94 14435 A (RHONE POULENC RORER PHARMACEUTICALS INC) 7 July 1994 (1994-07-07) examples 4-6 ---	1,3,4
A	DE 35 17 901 A (GLAXO GROUP LTD) 12 December 1985 (1985-12-12) formula I -----	1,3,4, 18,20, 22,30

INTERNATIONAL SEARCH REPORT

International Application No

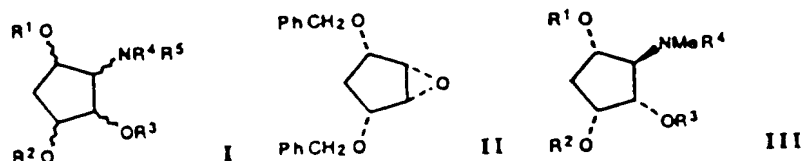
ation on patent family members

CT/CA 00/00117

Patent document cited in search report	Publication date	Patent family member(s)	Publication date
WO 9623894 A	08-08-1996	DE 19523151 A CA 2210519 A CN 1172504 A EP 0801683 A JP 10512759 T	14-08-1996 08-08-1996 04-02-1998 22-10-1997 08-12-1998
JP 02270864 A	05-11-1990	NONE	
DE 2259260 A	06-06-1974	NONE	
WO 9414435 A	07-07-1994	US 5451596 A AU 6080694 A CA 2152912 A EP 0676960 A JP 8505847 T	19-09-1995 19-07-1994 07-07-1994 18-10-1995 25-06-1996
DE 3517901 A	12-12-1985	AU 580777 B AU 4262585 A BE 902450 A CA 1243020 A CH 667646 A DK 218985 A FR 2564464 A GB 2159816 A, B IL 75230 A IT 1180748 B JP 61027976 A NL 8501429 A NZ 212108 A SE 8502455 A US 4880800 A ZA 8503755 A	02-02-1989 21-11-1985 18-11-1985 11-10-1988 31-10-1988 19-11-1985 22-11-1985 11-12-1985 31-07-1989 23-09-1987 07-02-1986 16-12-1985 28-10-1988 19-11-1985 14-11-1989 28-01-1987

Page:

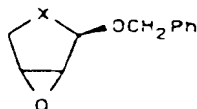
- 89: 12913f Cyclopentane-1-amines. Orth, Dieter; Radunz, Hans Eckart; Baumgarth, Manfred; Maisenbacher, Juergen; Lissner, Reinhard (Merck, Patent G.m.b.H.) Ger. Offen. 2,658,401 (Cl. C07C93/12), 06 Jul 1978, Appl. 23 Dec 1976; 67 pp. Eleven cyclopentanamines I ($R^1, R^2 = H, PhCH_2; R^3 = C_5-10$



alkyl, 2-hydroxyalkyl; $R^4 = H, Me, Et; R^5 = C_5-10$ alkyl, $C_nH_{2n}CO_2R^6; R^6 = H, C_{1-4}$ alkyl; $n = 0, 4, 5, 6$), useful in treating thrombosis (no data), were prepd. by ~8 methods. Thus, epoxide II with $MeNH_2$ gave amine III ($R^1 = R^2 = PhCH_2, R^3 = R^4 = H$) which was blocked with $Me_3CO_2CN_3$ and the product O -alkylated with $I(CH_2)_6Me$ to give ether III [$R^1 = R^2 = PhCH_2, R^3 = (CH_2)_6Me, R^4 = CO_2CMe_3$]. This was deblocked with F_3CCO_2H and the product N -alkylated with $I(CH_2)_6Me$ to give amine III [$R^1 = R^2 = PhCH_2, R^3 = R^4 = (CH_2)_6Me$] which was debenzylated with $BF_3 \cdot Et_2O$.

P.D.	1998	1
P.	662	

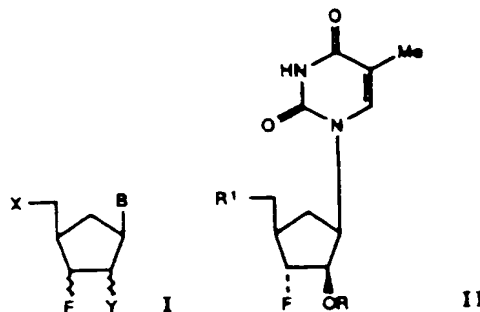
129: 216472k Regiochemical control of the ring-opening of epoxides by means of chelating processes. Part 13. Synthesis and ring-opening reactions of the diastereoisomeric cis- and trans-epoxides derived from 3-(benzyloxy)cyclopentene and 2-(benzyloxy)-2,5-dihydrofuran. Crotti, Paolo; Di Bussolo, Valeria; Favero, Lucilla; Macchia, Franco; Pineschi, Mauro (Dipartimento Chimica Bioorganica, Universita Pisa, I-56126 Pisa, Italy). *Eur. J. Org. Chem.* 1998, (8), 1675-1686 (Eng). Wiley-VCH Verlag GmbH. The regio-



chem. outcome of the ring-opening of epoxides bearing remote polar functionalities was established in the case of carbocyclic and furanosidic epoxides I (X = O, CH₂). Under std. conditions, the regioisomeric C(1)

products are the sole (from trans epoxides) or predominant (from cis epoxides) ring-opening products. However, under chelating conditions, and only in the case of the cis epoxides, a consistent increase in C(2) selectivity is unexpectedly obsd.

115: 50215n Preparation of fluorocarbocyclic nucleosides as antitumor agents. Morisawa, Yoshitomi; Yasuda, Arata; Uchida, Keiichi (Asahi Glass Co., Ltd.) Jpn. Kokai Tokkyo Koho JP 02,270,864 [90,270,864] (Cl. C07D239/47), 05 Nov 1990, Appl. 89/90,637, 12 Apr 1989; 14 pp. The title compds. [I; X = N₃,



NR¹R²; R¹, R² = H, protecting group; Y = H, (protected) OH; B = nucleoside base], useful as antitumor agents (no data), were prepd. Cyclopentylthymine II [R = H, R¹ = OH] (prepn. given) in DMF

was treated with ClSiMe₂CMes in the presence of imidazole at 0° for 1.5 h to give II [R = H, R¹ = Me₃CSiMe₂O], which was 2'-O-benzoylated in pyridine to give II [R = Bz, R¹ = Me₃CSiMe₂O], which was desilylated and then O-mesylated to give II [R = Bz, R¹ = MeSO₃]. This was reacted with NaN₃ in DMF at 60° to give II [R = Bz, R¹ = N₃], which was treated with NaOMe-MeOH to give II [R = H, R¹ = N₃].